

AUDI FIS SKI WORLD CUP 2010/11 Beaver Creek (USA)



2nd MEN'S DOWNHILL

THU 2 DEC 2010

ALPHABETICAL LIST OF COMPETITORS TRAINING 3

Number of Competitors: 77, Number of NSA: 16

Nation	FIS Code	Name	FIS Points (2nd of December 2010 – List 5)									
			DH		SL		GS		SG		SC	
AUT (11)	51215	BAUMANN Romed	5.96	(28)	25.03	(305)	3.49	(10)	5.36	(24)	3.66	(6)
	53817	FRANZ Max	11.94	(51)	33.61	(547)	26.71	(336)	19.79	(123)	33.31	(130)
	50600	GOERGL Stephan	40.05	(188)	177.64	(4752)	6.30	(34)	8.79	(45)	–	–
	50833	GRUGGER Hans	4.92	(18)	143.71	(4141)	32.50	(492)	7.02	(39)	–	–
	50753	KROELL Klaus	4.15	(9)	1067.08	(6264)	309.72	(5960)	5.68	(27)	–	–
	51327	PUCHNER Joachim	7.55	(35)	66.68	(1741)	19.65	(185)	10.66	(54)	5.77	(28)
	50625	RAICH Benjamin	16.81	(73)	2.59	(6)	1.05	(4)	2.55	(6)	0.00	(1)
	50742	REICHELTH Hannes	16.53	(69)	545.73	(6072)	5.57	(26)	3.71	(9)	27.97	(95)
	51005	SCHEIBER Mario	2.15	(4)	37.71	(694)	10.30	(58)	2.69	(8)	6.04	(33)
	50858	STREITBERGER Georg	16.47	(68)	346.99	(5869)	66.02	(1746)	4.49	(17)	6.86	(38)
50041	WALCHHOFFER Michael	2.33	(5)	112.49	(3298)	56.22	(1361)	1.44	(3)	33.95	(134)	
CAN (8)	102814	BOURQUE Francois	20.15	(88)	38.25	(706)	9.58	(53)	6.12	(33)	31.55	(118)
	100558	COOK Dustin	27.56	(127)	20.17	(211)	14.10	(92)	15.41	(80)	28.70	(99)
	102961	DIXON Robbie	5.80	(25)	73.54	(1987)	10.80	(61)	5.43	(25)	50.57	(228)
	102263	GUAY Erik	4.49	(11)	260.85	(5565)	14.03	(90)	0.38	(2)	154.73	(1034)
	103090	HELIE Louis-Pierre	21.64	(95)	24.99	(302)	35.50	(580)	13.42	(62)	55.77	(270)
	103375	NELLA Tyler	26.80	(121)	57.55	(1380)	14.23	(95)	17.89	(98)	70.61	(372)
	102899	OSBORNE-PARADIS Manuel	3.40	(8)	125.33	(3680)	24.62	(285)	3.80	(12)	–	–
	103271	THOMSEN Benjamin	23.26	(104)	37.44	(684)	31.41	(460)	25.48	(161)	45.44	(201)
CRO (3)	380260	KOSTELIC Ivica	5.59	(21)	0.77	(3)	5.03	(17)	4.88	(21)	0.82	(3)
	380298	SIROKI Tin	38.16	(171)	26.28	(339)	27.91	(367)	34.10	(240)	36.94	(152)
	380292	ZRNCIC-DIM Natko	15.62	(65)	12.45	(91)	22.90	(237)	18.52	(109)	3.82	(7)
CZE (1)	150398	BANK Ondrej	22.70	(99)	7.43	(43)	5.69	(27)	29.44	(197)	4.38	(11)
FIN (1)	180570	ROMAR Andreas	16.32	(67)	18.57	(178)	12.31	(75)	13.79	(66)	27.97	(95)
FRA (7)	191591	BERTRAND Yannick	9.16	(42)	539.05	(6063)	30.30	(426)	12.56	(58)	36.66	(151)
	191740	CLAREY Johan	5.11	(19)	50.62	(1119)	54.38	(1291)	20.55	(131)	7.93	(41)
	191746	DE TESSIERES Gauthier	42.66	(205)	14.49	(116)	6.27	(33)	6.37	(35)	31.67	(121)
	192932	FAYED Guillermo	15.53	(64)	59.97	(1477)	93.83	(2826)	20.43	(129)	32.48	(127)
	193560	PASQUIER Alexandre	18.55	(80)	117.62	(3465)	19.82	(186)	17.90	(99)	27.03	(92)
	191964	POISSON David	5.33	(20)	274.94	(5641)	25.44	(305)	18.46	(107)	138.86	(902)
	192746	THEAUX Adrien	5.98	(29)	37.87	(697)	10.18	(56)	4.72	(19)	4.96	(18)

02-12-2010 / Beaver Creek (USA) / 1594

Page 1/3

Data Processing by LONGINES

www.fis-ski.com

LONGINES Timing

Generation Date: WED 1 DEC 2010

Time: 17:25

Document: 32E 1.0



ALPHABETICAL LIST OF COMPETITORS TRAINING 3

Number of Competitors: 77, Number of NSA: 16


Nation	FIS Code	Name	FIS Points (2nd of December 2010 – List 5)									
			DH		SL		GS		SG		SC	
GBR (2)	220874	BALDWIN TJ	39.46	(182)	30.95	(471)	32.54	(495)	25.82	(165)	30.76	(112)
	220656	DRAKE Ed	36.64	(164)	–		24.82	(292)	9.50	(47)	31.83	(122)
GER (3)	201606	KEPPLER Stephan	19.21	(81)	562.28	(6085)	47.38	(1007)	10.01	(49)	33.50	(131)
	201811	STECHERT Tobias	15.23	(63)	143.64	(4138)	73.34	(2042)	16.92	(93)	52.17	(238)
	201900	WAGNER Hannes	16.70	(71)	31.40	(484)	48.64	(1051)	13.52	(65)	19.30	(67)
ITA (9)	292455	FILL Peter	4.70	(14)	48.30	(1025)	18.08	(147)	4.01	(13)	4.57	(13)
	292514	HEEL Werner	3.28	(7)	239.76	(5432)	110.02	(3390)	4.26	(15)	5.99	(29)
	293006	INNERHOFER Christof	6.38	(32)	18.73	(182)	16.29	(113)	4.34	(16)	4.57	(13)
	294277	KLOTZ Siegmar	6.78	(34)	30.95	(471)	25.62	(310)	20.13	(127)	20.98	(72)
	293550	MARSAGLIA Matteo	18.50	(79)	18.15	(168)	16.20	(111)	14.73	(75)	8.65	(42)
	291459	PARIS Dominik	6.00	(31)	47.52	(989)	44.61	(909)	14.48	(72)	5.17	(21)
	294911	PATSCHIEDER Hagen	14.36	(61)	93.68	(2681)	21.22	(210)	15.74	(83)	36.32	(150)
	290998	STAUDACHER Patrick	8.84	(40)	247.37	(5484)	110.69	(3405)	3.71	(9)	46.96	(205)
	292291	THANEI Stefan	13.92	(60)	85.30	(2422)	48.52	(1046)	9.52	(48)	6.52	(36)
NOR (3)	421483	JANSRUD Kjetil	15.04	(62)	14.70	(120)	1.01	(3)	5.99	(30)	4.07	(8)
	421954	LYSDAHL Espen	31.24	(141)	13.64	(104)	13.72	(84)	15.98	(85)	19.47	(68)
	421328	SVINDAL Aksel Lund	2.10	(3)	17.24	(156)	2.56	(8)	0.00	(1)	4.45	(12)
SLO (6)	560332	JERMAN Andrej	4.84	(16)	59.23	(1447)	31.67	(469)	5.70	(28)	42.39	(176)
	561216	KLINE Bostjan	22.99	(102)	20.71	(216)	20.89	(203)	14.16	(71)	42.56	(177)
	561085	KRIZAJ Andrej	31.50	(142)	42.98	(846)	37.84	(681)	12.42	(57)	63.98	(319)
	561087	MARKIC Gasper	13.49	(56)	48.34	(1028)	20.24	(193)	10.26	(50)	21.13	(73)
	561067	PERKO Rok	6.38	(32)	67.50	(1778)	24.38	(278)	6.93	(38)	53.18	(250)
	560447	SPORN Andrej	4.49	(11)	33.48	(542)	21.50	(213)	7.27	(40)	26.57	(90)
SPA (1)	491129	TERRA Ferran	33.02	(150)	83.20	(2347)	18.59	(161)	29.05	(188)	49.27	(222)
SUI (9)	510030	CUCHE Didier	0.00	(1)	1211.84	(6287)	3.25	(9)	2.59	(7)	11.05	(46)
	511529	GISIN Marc	8.76	(39)	14.57	(119)	12.36	(76)	15.68	(82)	19.53	(69)
	510747	GRUENENFELDER Tobias	5.71	(24)	539.05	(6063)	19.38	(176)	2.09	(5)	42.06	(174)
	511313	JANKA Carlo	1.01	(2)	78.34	(2168)	0.00	(1)	1.69	(4)	0.48	(2)
	511139	KUENG Patrick	4.83	(15)	33.74	(552)	27.83	(366)	5.89	(29)	25.47	(88)
	511405	OREILLER Ami	13.51	(57)	39.99	(749)	14.91	(97)	12.67	(60)	19.27	(66)
	511634	SPESCHA Christian	12.49	(53)	52.66	(1195)	8.46	(43)	10.65	(53)	10.21	(44)
	511352	VILETTA Sandro	27.81	(129)	16.08	(138)	5.13	(18)	6.35	(34)	4.79	(17)
	510890	ZURBRIGGEN Silvan	5.88	(26)	1.66	(5)	17.41	(133)	13.34	(61)	1.44	(5)
SVK (1)	700724	BABUSIAK Jaroslav	74.94	(488)	24.02	(285)	23.41	(250)	36.17	(260)	65.98	(341)
SWE (3)	501230	ERICSSON Daniel	27.94	(131)	28.16	(399)	23.31	(246)	14.85	(77)	18.28	(65)
	500150	JAERBYN Patrik	5.91	(27)	500.02	(6049)	150.79	(4482)	5.49	(26)	–	
	501076	OLSSON Hans	4.84	(16)	14.31	(114)	21.87	(222)	15.39	(79)	29.76	(104)

ALPHABETICAL LIST OF COMPETITORS TRAINING 3

Number of Competitors: 77, Number of NSA: 16

Nation	FIS Code	Name	FIS Points (2nd of December 2010 – List 5)							
			DH	SL	GS	SG	SC			
USA (9)	534939	FISHER Erik	18.16 (78)	47.89 (1008)	19.39 (177)	19.20 (117)	22.85 (76)			
	531799	FORD Tommy	50.84 (263)	10.32 (65)	7.99 (40)	32.88 (237)	43.49 (185)			
	530874	GANONG Travis	8.21 (37)	78.94 (2187)	23.83 (260)	11.70 (56)	76.38 (420)			
	534959	JITLOFF Tim	49.66 (255)	14.78 (122)	9.85 (54)	25.32 (157)	28.99 (100)			
	534562	LIGETY Ted	23.98 (108)	5.88 (27)	0.00 (1)	4.84 (20)	4.09 (9)			
	532431	MILLER Bode	4.52 (13)	6.35 (34)	10.18 (56)	3.74 (11)	0.99 (4)			
	533866	NYMAN Steven	8.27 (38)	81.80 (2297)	51.01 (1145)	16.80 (91)	23.46 (79)			
	533131	SULLIVAN Marco	13.77 (58)	265.74 (5596)	42.13 (818)	6.00 (32)	153.40 (1019)			
	530939	WEIBRECHT Andrew	5.99 (30)	104.58 (3038)	34.44 (546)	4.93 (22)	11.05 (46)			





**AUDI FIS SKI WORLD CUP 2010/11
Beaver Creek (USA)**



2nd MEN'S DOWNHILL

THU 2 DEC 2010
Start Time: 11:00

DRAW LIST BY POINTS TRAINING 3

Number of Competitors: 77, Number of NSA: 16 Ranked 100 in the FIS List: MYHRE L. FIS Pts: 22.73

No.	FIS Code	Name	Nation	WCSL-DH	WCSL-O	FIS-DH
1	510030	CUCHE Didier	SUI	540 (1)	1027 (5)	0.00 (1)
2	511313	JANKA Carlo	SUI	461 (2)	1444 (1)	1.01 (2)
3	421328	SVINDAL Aksel Lund	NOR	375 (3)	1119 (3)	2.10 (3)
4	51005	SCHEIBER Mario	AUT	371 (4)	595 (13)	2.15 (4)
5	50041	WALCHHOFER Michael	AUT	357 (5)	664 (10)	2.33 (5)
6	292514	HEEL Werner	ITA	283 (7)	462 (20)	3.28 (6)
7	102899	OSBORNE-PARADIS Manuel	CAN	273 (8)	439 (21)	3.40 (7)
8	50753	KROELL Klaus	AUT	214 (9)	282 (31)	4.15 (8)
9	102263	GUAY Erik	CAN	188 (11)	532 (16)	4.49 (9)
10	560447	SPORN Andrej	SLO	188 (11)	226 (42)	4.49 (10)
11	532431	MILLER Bode	USA	185 (13)	615 (12)	4.52 (11)
12	292455	FILL Peter	ITA	171 (14)	432 (22)	4.70 (12)
13	511139	KUENG Patrick	SUI	161 (15)	229 (40)	4.83 (13)
14	560332	JERMAN Andrej	SLO	160 (16)	227 (41)	4.84 (14)
15	501076	OLSSON Hans	SWE	160 (16)	176 (55)	4.84 (15)
16	+500 380260	KOSTELIC Ivica	CRO	101 (21)	1030 (4)	5.59 (19)
17	+500 510890	ZURBRIGGEN Silvan	SUI	79 (26)	779 (6)	5.88 (22)
18	+500 51215	BAUMANN Romed	AUT	72 (28)	500 (19)	5.96 (24)
19	50833	GRUGGER Hans	AUT	154 (18)	164 (56)	4.92 (16)
20	191740	CLAREY Johan	FRA	139 (19)	153 (60)	5.11 (17)
21	191964	POISSON David	FRA	122 (20)	122 (63)	5.33 (18)
22	510747	GRUENENFELDER Tobias	SUI	92 (24)	347 (24)	5.71 (20)
23	102961	DIXON Robbie	CAN	85 (25)	186 (51)	5.80 (21)
24	500150	JAERBYN Patrik	SWE	76 (27)	154 (59)	5.91 (23)
25	192746	THEAUX Adrien	FRA	71 (29)	282 (31)	5.98 (25)
26	530939	WEIBRECHT Andrew	USA	70 (30)	213 (46)	5.99 (26)
27	293006	INNERHOFER Christof	ITA	61 (31)	299 (29)	6.38 (28)
28	50858	STREITBERGER Georg	AUT	54 (32)	184 (53)	16.47 (49)
29	561067	PERKO Rok	SLO	53 (33)	54 (89)	6.38 (29)
30	533131	SULLIVAN Marco	USA	50 (34)	94 (72)	13.77 (41)
31	+500 421483	JANSRUD Kjetil	NOR	15 (51)	558 (15)	15.04 (44)
32	+500 50625	RAICH Benjamin	AUT	9 (54)	1219 (2)	16.81 (52)
33	+500 534562	LIGETY Ted	USA	-	741 (8)	> 23.98 (62)
34	291459	PARIS Dominik	ITA	21 (48)	109 (65)	6.00 (27)
35	294277	KLOTZ Siegmur	ITA	-	-	6.78 (30)
36	51327	PUCHNER Joachim	AUT	12 (52)	68 (82)	7.55 (31)

02-12-2010 / Beaver Creek (USA) / 1594

Page 1/2

Data Processing by LONGINES

www.fis-ski.com

LONGINES Timing

Generation Date: WED 1 DEC 2010

Time: 17:25

Document: 45B 1.0




DRAW LIST BY POINTS TRAINING 3

Number of Competitors: 77, Number of NSA: 16 Ranked 100 in the FIS List: MYHRE L. FIS Pts: 22.73

No.	FIS Code	Name	Nation	WCSL-DH	WCSL-O	FIS-DH
37	530874	GANONG Travis	USA	-	14 (129)	8.21 (32)
38	533866	NYMAN Steven	USA	41 (38)	41 (100)	8.27 (33)
39	511529	GISIN Marc	SUI	11 (53)	11 (134)	8.76 (34)
40	290998	STAUDACHER Patrick	ITA	46 (36)	219 (44)	8.84 (35)
41	191591	BERTRAND Yannick	FRA	34 (41)	50 (93)	9.16 (36)
42	53817	FRANZ Max	AUT	-	-	11.94 (37)
43	511634	SPESCHA Christian	SUI	-	-	12.49 (38)
44	561087	MARKIC Gasper	SLO	-	2 (155)	13.49 (39)
45	511405	OREILLER Ami	SUI	-	-	13.51 (40)
46	31-35 380292	ZRNCIC-DIM Natko	CRO	47 (35)	192 (48)	15.62 (47)
47	292291	THANEI Stefan	ITA	30 (43)	59 (86)	13.92 (42)
48	294911	PATSCHIEDER Hagen	ITA	-	-	14.36 (43)
49	201811	STECHERT Tobias	GER	-	9 (138)	15.23 (45)
50	192932	FAYED Guillermo	FRA	25 (44)	38 (102)	15.53 (46)
51	180570	ROMAR Andreas	FIN	-	-	16.32 (48)
52	50742	REICHELTHANNES Hannes	AUT	-	242 (38)	16.53 (50)
53	201900	WAGNER Hannes	GER	-	-	16.70 (51)
54	534939	FISHER Erik	USA	31 (42)	41 (100)	18.16 (53)
55	293550	MARSAGLIA Matteo	ITA	-	-	18.50 (54)
56	193560	PASQUIER Alexandre	FRA	-	-	18.55 (55)
57	201606	KEPPLER Stephan	GER	20 (49)	57 (87)	19.21 (56)
58	102814	BOURQUE Francois	CAN	-	6 (146)	20.15 (57)
59	103090	HELIE Louis-Pierre	CAN	8 (56)	8 (143)	21.64 (58)
60	150398	BANK Ondrej	CZE	-	223 (43)	22.70 (59)
61	561216	KLINE Bostjan	SLO	-	-	> 22.99 (60)
62	103271	THOMSEN Benjamin	CAN	-	-	> 23.26 (61)
63	103375	NELLA Tyler	CAN	-	-	> 26.80 (63)
64	100558	COOK Dustin	CAN	-	-	> 27.56 (64)
65	511352	VILETTA Sandro	SUI	-	187 (49)	> 27.81 (65)
66	501230	ERICSSON Daniel	SWE	-	-	> 27.94 (66)
67	421954	LYSDAHL Espen	NOR	-	-	> 31.24 (67)
68	561085	KRIZAJ Andrej	SLO	7 (57)	24 (116)	> 31.50 (68)
69	491129	TERRA Ferran	SPA	-	-	> 33.02 (69)
70	220656	DRAKE Ed	GBR	-	-	> 36.64 (70)
71	380298	SIROKI Tin	CRO	-	1 (157)	> 38.16 (71)
72	220874	BALDWIN TJ	GBR	-	-	> 39.46 (72)
73	50600	GOERGL Stephan	AUT	-	23 (118)	> 40.05 (73)
74	191746	DE TESSIERES Gauthier	FRA	-	53 (90)	> 42.66 (74)
75	534959	JITLOFF Tim	USA	-	9 (138)	> 49.66 (75)
76	531799	FORD Tommy	USA	-	17 (123)	> 50.84 (76)
77	700724	BABUSIAK Jaroslav	SVK	-	-	> 74.94 (77)

LEGEND			
+500	More than 500 points on WCSL-O after 15th place or after 30th place	FIS-DH	FIS points for Downhill
31-35	Between 31st and 35th on the WCSL-Disciplin but over 45th place	WCSL-O	Overall WCSL points
WCSL-DH	World Cup Start List points for Downhill	No.	Control Number





AUDI FIS SKI WORLD CUP 2010/11
Beaver Creek (USA)



2nd MEN'S DOWNHILL
START LIST TRAINING 3

THU 2 DEC 2010
Start Time: 11:00

Jury			Technical Data	
TD FIS	G. WILLIAMSON	CAN	Course Name	Birds of Prey / Golden Eagle
Referee	G. HUJARA	FIS	Start Altitude	3483 m
Assistant Referee	H. SCHMALZL	FIS	Finish Altitude	2726 m
Chief of Race	J. ROBERTS	USA	Vertical Drop	757 m
			Course Length	2770 m
			Homologation Number	8588/10/07

Race Information

Course Setter	H. SCHMALZL	FIS		
Number of Gates	42			
Start Time	11:00			
Forerunners	A - J. SWENSSON	FIS	F - J. GOLDBERG	USA
	B - T. BIESEMAYER	USA	G - M. MARNO	USA
	C - W. BRANDENBURG	USA	H - B. RUBIE	USA
	D - P. DURAN	USA	I - M. HAMMER	USA
	E - W. MAPLE	USA	J - S. SNOW	USA

Number of Competitors: 77, Number of NSA: 16

Bib	FIS Code	Name	Year of Birth	Nation	Time	Ski
1	500150	JAERBYN Patrik	1969	SWE		Atomic
2	293006	INNERHOFER Christof	1984	ITA		Rossignol
3	50833	GRUGGER Hans	1981	AUT		Head
4	561067	PERKO Rok	1985	SLO		Stoeckli
5	192746	THEAUX Adrien	1984	FRA		Salomon
6	51215	BAUMANN Romed	1986	AUT		Salomon
7	380260	KOSTELIC Ivica	1979	CRO		Fischer
8	560332	JERMAN Andrej	1978	SLO		Stoeckli
9	292455	FILL Peter	1982	ITA		Atomic
10	102899	OSBORNE-PARADIS Manuel	1984	CAN		Rossignol
11	501076	OLSSON Hans	1984	SWE		Head
12	50753	KROELL Klaus	1980	AUT		Salomon
13	511139	KUENG Patrick	1984	SUI		Salomon
14	102263	GUAY Erik	1981	CAN		Atomic
15	560447	SPORN Andrej	1981	SLO		Elan
16	292514	HEEL Werner	1982	ITA		Head
17	50041	WALCHHOFER Michael	1975	AUT		Atomic
18	511313	JANKA Carlo	1986	SUI		Atomic
19	51005	SCHEIBER Mario	1983	AUT		Atomic
20	421328	SVINDAL Aksel Lund	1982	NOR		Head

02-12-2010 / Beaver Creek (USA) / 1594

Page 1/3

Data Processing by LONGINES

www.fis-ski.com

LONGINES Timing

Generation Date: WED 1 DEC 2010

Time: 17:29

Document: 51A 1.0




Number of Competitors: 77, Number of NSA: 16

Bib	FIS Code	Name	Year of Birth	Nation	Time	Ski
21	532431	MILLER Bode	1977	USA		Head
22	510030	CUCHE Didier	1974	SUI		Head
23	510890	ZURBRIGGEN Silvan	1981	SUI		Rossignol
24	510747	GRUENENFELDER Tobias	1977	SUI		Stoeckli
25	50858	STREITBERGER Georg	1981	AUT		Fischer
26	530939	WEIBRECHT Andrew	1986	USA		Rossignol
27	102961	DIXON Robbie	1985	CAN		Rossignol
28	533131	SULLIVAN Marco	1980	USA		Rossignol
29	191740	CLAREY Johan	1981	FRA		Head
30	191964	POISSON David	1982	FRA		Salomon
31	421483	JANSRUD Kjetil	1985	NOR		Head
32	50625	RAICH Benjamin	1978	AUT		Atomic
33	534562	LIGETY Ted	1984	USA		Head
34	291459	PARIS Dominik	1989	ITA		Nordica
35	294277	KLOTZ Siegmund	1987	ITA		Nordica
36	51327	PUCHNER Joachim	1987	AUT		Atomic
37	530874	GANONG Travis	1988	USA		Atomic
38	533866	NYMAN Steven	1982	USA		Fischer
39	511529	GISIN Marc	1988	SUI		Nordica
40	290998	STAUDACHER Patrick	1980	ITA		Head
41	191591	BERTRAND Yannick	1980	FRA		
42	53817	FRANZ Max	1989	AUT		Atomic
43	511634	SPESCHA Christian	1989	SUI		Stoeckli
44	561087	MARKIC Gasper	1986	SLO		Elan
45	511405	OREILLER Ami	1987	SUI		Stoeckli
46	380292	ZRNCIC-DIM Natko	1986	CRO		Atomic
47	292291	THANEI Stefan	1981	ITA		Fischer
48	294911	PATSCHIEDER Hagen	1988	ITA		Atomic
49	201811	STECHELT Tobias	1985	GER		Head
50	192932	FAYED Guillermo	1985	FRA		Head
51	180570	ROMAR Andreas	1989	FIN		Atomic
52	50742	REICHELTHANNES Hannes	1980	AUT		Salomon
53	201900	WAGNER Hannes	1986	GER		Rossignol
54	534939	FISHER Erik	1985	USA		Atomic
55	293550	MARSAGLIA Matteo	1985	ITA		Rossignol
56	193560	PASQUIER Alexandre	1987	FRA		Atomic
57	201606	KEPPLER Stephan	1983	GER		Head
58	102814	BOURQUE Francois	1984	CAN		Atomic
59	103090	HELIE Louis-Pierre	1986	CAN		Head
60	150398	BANK Ondrej	1980	CZE		Elan
61	561216	KLINE Bostjan	1991	SLO		Stoeckli
62	103271	THOMSEN Benjamin	1987	CAN		
63	103375	NELLA Tyler	1988	CAN		Head
64	100558	COOK Dustin	1989	CAN		Head
65	511352	VILETTA Sandro	1986	SUI		Salomon
66	501230	ERICSSON Daniel	1987	SWE		Head
67	421954	LYSDAHL Espen	1990	NOR		Dynastar
68	561085	KRIZAJ Andrej	1986	SLO		Elan



Number of Competitors: 77, Number of NSA: 16

Bib	FIS Code	Name	Year of Birth	Nation	Time	Ski
69	491129	TERRA Ferran	1987	SPA	_____	Rossignol
70	220656	DRAKE Ed	1986	GBR	_____	Atomic
71	380298	SIROKI Tin	1987	CRO	_____	Atomic
72	220874	BALDWIN TJ	1990	GBR	_____	
73	50600	GOERGL Stephan	1978	AUT	_____	Fischer
74	191746	DE TESSIERES Gauthier	1981	FRA	_____	Head
75	534959	JITLOFF Tim	1985	USA	_____	Fischer
76	531799	FORD Tommy	1989	USA	_____	
77	700724	BABUSIAK Jaroslav	1984	SVK	_____	



AUDI FIS SKI WORLD CUP 2010/11 Beaver Creek (USA)



2nd MEN'S DOWNHILL RESULTS TRAINING 3 BY RANK

THU 2 DEC 2010
Start Time: 11:00

Jury			Technical Data	
TD FIS	G. WILLIAMSON	CAN	Course Name	Birds of Prey / Golden Eagle
Referee	G. HUJARA	FIS	Start Altitude	3483 m
Assistant Referee	H. SCHMALZL	FIS	Finish Altitude	2726 m
Chief of Race	J. ROBERTS	USA	Vertical Drop	757 m
			Course Length	2770 m
			Homologation Number	8588/10/07

Race Information				
Course Setter	H. SCHMALZL	FIS		
Number of Gates	42			
Start Time	11:00			
Forerunners	A - J. SWENSSON	FIS	F - J. GOLDBERG	USA
	B - T. BIESEMAYER	USA	G - M. MARNO	USA
	C - W. BRANDENBURG	USA	H - B. RUBIE	USA
	D - P. DURAN	USA	I - M. HAMMER	USA
	E - W. MAPLE	USA	J - S. SNOW	USA

Weather: Sunny Snow: Hard Temperature - Start: -6 °C Finish: -2 °C

Number of Competitors: 77, Number of NSA: 16

Rank	Bib	FIS Code	Name	Year of Birth	Nation	Time	Diff.	Dist. (m)	Ski
1	3	50833	GRUGGER Hans	1981	AUT	1:45.37			Head
2	2	293006	INNERHOFER Christof	1984	ITA	1:45.55	0.18	4.72	Rossignol
3	19	51005	SCHEIBER Mario	1983	AUT	1:45.59	0.22	5.77	Atomic
4	21	532431	MILLER Bode	1977	USA	1:45.60	0.23	6.03	Head
5	22	510030	CUCHE Didier	1974	SUI	1:45.68	0.31	8.13	Head
6	12	50753	KROELL Klaus	1980	AUT	1:45.77	0.40	10.48	Salomon
7	25	50858	STREITBERGER Georg	1981	AUT	1:45.82	0.45	11.78	Fischer
8	17	50041	WALCHHOFER Michael	1975	AUT	1:45.98	0.61	15.94	Atomic
9	20	421328	SVINDAL Aksel Lund	1982	NOR	1:45.99	0.62	16.20	Head
10	27	102961	DIXON Robbie	1985	CAN	1:46.20	0.83	21.65	Rossignol
10	5	192746	THEAUX Adrien	1984	FRA	1:46.20	0.83	21.65	Salomon
12	9	292455	FILL Peter	1982	ITA	1:46.31	0.94	24.49	Atomic
13	18	511313	JANKA Carlo	1986	SUI	1:46.48	1.11	28.88	Atomic
14	30	191964	POISSON David	1982	FRA	1:46.49	1.12	29.13	Salomon
15	41	191591	BERTRAND Yannick	1980	FRA	1:46.54	1.17	30.42	
16	15	560447	SPORN Andrej	1981	SLO	1:46.63	1.26	32.73	Elan

#385 _____



Number of Competitors: 77, Number of NSA: 16

Rank	Bib	FIS Code	Name	Year of Birth	Nation	Time	Diff.	Dist. (m)	Ski
17	23	510890	ZURBRIGGEN Silvan	1981	SUI	1:46.68	1.31	34.01	Rossignol
18	7	380260	KOSTELIC Ivica	1979	CRO	1:46.75	1.38	35.81	Fischer
19	35	294277	KLOTZ Siegmund	1987	ITA	1:46.77	1.40	36.32	Nordica
20	13	511139	KUENG Patrick	1984	SUI	1:47.02	1.65	42.71	Salomon
21	8	560332	JERMAN Andrej	1978	SLO	1:47.07	1.70	43.98	Stoeckli
22	34	291459	PARIS Dominik	1989	ITA	1:47.11	1.74	45.00	Nordica
22	1	500150	JAERBYN Patrik	1969	SWE	1:47.11	1.74	45.00	Atomic
24	14	102263	GUAY Erik	1981	CAN	1:47.21	1.84	47.54	Atomic
25	29	191740	CLAREY Johan	1981	FRA	1:47.27	1.90	49.06	Head
26	60	150398	BANK Ondrej	1980	CZE	1:47.28	1.91	49.32	Elan
27	6	51215	BAUMANN Romed	1986	AUT	1:47.29	1.92	49.57	Salomon
28	40	290998	STAUDACHER Patrick	1980	ITA	1:47.40	2.03	52.36	Head
28	10	102899	OSBORNE-PARADIS Manuel	1984	CAN	1:47.40	2.03	52.36	Rossignol
30	37	530874	GANONG Travis	1988	USA	1:47.43	2.06	53.12	Atomic
31	36	51327	PUCHNER Joachim	1987	AUT	1:47.55	2.18	56.15	Atomic
32	24	510747	GRUENENFELDER Tobias	1977	SUI	1:47.60	2.23	57.41	Stoeckli
33	44	561087	MARKIC Gasper	1986	SLO	1:47.65	2.28	58.67	Elan
34	16	292514	HEEL Werner	1982	ITA	1:47.70	2.33	59.93	Head
35	32	50625	RAICH Benjamin	1978	AUT	1:47.89	2.52	64.70	Atomic
36	52	50742	REICHELTHANN Hannes	1980	AUT	1:47.91	2.54	65.20	Salomon
37	42	53817	FRANZ Max	1989	AUT	1:47.95	2.58	66.20	Atomic
38	57	201606	KEPPLER Stephan	1983	GER	1:47.97	2.60	66.70	Head
39	4	561067	PERKO Rok	1985	SLO	1:48.05	2.68	68.71	Stoeckli
40	50	192932	FAYED Guillermo	1985	FRA	1:48.29	2.92	74.69	Head
41	28	533131	SULLIVAN Marco	1980	USA	1:48.31	2.94	75.19	Rossignol
42	47	292291	THANEI Stefan	1981	ITA	1:48.58	3.21	81.89	Fischer
43	39	511529	GISIN Marc	1988	SUI	1:48.70	3.33	84.86	Nordica
44	46	380292	ZRNCIC-DIM Natko	1986	CRO	1:48.73	3.36	85.60	Atomic
45	55	293550	MARSAGLIA Matteo	1985	ITA	1:48.82	3.45	87.82	Rossignol
46	69	491129	TERRA Ferran	1987	SPA	1:48.93	3.56	90.53	Rossignol
47	68	561085	KRIZAJ Andrej	1986	SLO	1:49.16	3.79	96.17	Elan
48	45	511405	OREILLER Ami	1987	SUI	1:49.24	3.87	98.13	Stoeckli
49	54	534939	FISHER Erik	1985	USA	1:49.28	3.91	99.11	Atomic
50	66	501230	ERICSSON Daniel	1987	SWE	1:49.30	3.93	99.60	Head
51	64	100558	COOK Dustin	1989	CAN	1:49.34	3.97	100.58	Head
52	73	50600	GOERGL Stephan	1978	AUT	1:49.38	4.01	101.55	Fischer
53	62	103271	THOMSEN Benjamin	1987	CAN	1:49.58	4.21	106.42	
54	51	180570	ROMAR Andreas	1989	FIN	1:49.64	4.27	107.88	Atomic
55	59	103090	HELIE Louis-Pierre	1986	CAN	1:49.68	4.31	108.85	Head
56	49	201811	STECHELT Tobias	1985	GER	1:49.72	4.35	109.82	Head
57	48	294911	PATSCHNER Hagen	1988	ITA	1:49.76	4.39	110.79	Atomic
58	65	511352	VILETTA Sandro	1986	SUI	1:50.35	4.98	125.01	Salomon
59	56	193560	PASQUIER Alexandre	1987	FRA	1:50.36	4.99	125.25	Atomic
60	74	191746	DE TESSIERES Gauthier	1981	FRA	1:50.37	5.00	125.49	Head
61	67	421954	LYSDAHL Espen	1990	NOR	1:50.46	5.09	127.64	Dynastar

#385 _____


Number of Competitors: 77, Number of NSA: 16

Rank	Bib	FIS Code	Name	Year of Birth	Nation	Time	Diff.	Dist. (m)	Ski
62	61	561216	KLINE Bostjan	1991	SLO	1:50.60	5.23	130.99	Stoeckli
63	58	102814	BOURQUE Francois	1984	CAN	1:50.67	5.30	132.66	Atomic
64	76	531799	FORD Tommy	1989	USA	1:50.73	5.36	134.08	
65	71	380298	SIROKI Tin	1987	CRO	1:52.07	6.70	165.60	Atomic
66	70	220656	DRAKE Ed	1986	GBR	1:52.12	6.75	166.76	Atomic
67	72	220874	BALDWIN TJ	1990	GBR	1:52.69	7.32	179.93	
68	75	534959	JITLOFF Tim	1985	USA	1:52.74	7.37	181.08	Fischer
69	63	103375	NELLA Tyler	1988	CAN	1:53.84	8.47	206.10	Head
70	77	700724	BABUSIAK Jaroslav	1984	SVK	1:54.66	9.29	224.43	
71	26	530939	WEIBRECHT Andrew	1986	USA	1:56.75	11.38	270.00	Rossignol
	11	501076	OLSSON Hans	1984	SWE	DNS			Head
	31	421483	JANSRUD Kjetil	1985	NOR	DNS			Head
	33	534562	LIGETY Ted	1984	USA	DNS			Head
	38	533866	NYMAN Steven	1982	USA	DNF			Fischer
	43	511634	SPESCHA Christian	1989	SUI	DNF			Stoeckli
	53	201900	WAGNER Hannes	1986	GER	DNF			Rossignol

Technical Delegate:
G. WILLIAMSON (CAN) #385

LEGEND
DNS Did Not Start **DNF** Did Not Finish





AUDI FIS SKI WORLD CUP 2010/11 Beaver Creek (USA)



2nd MEN'S DOWNHILL RESULTS TRAINING 3 BY BIB

THU 2 DEC 2010
Start Time: 11:00

Jury

TD FIS	G. WILLIAMSON	CAN
Referee	G. HUJARA	FIS
Assistant Referee	H. SCHMALZL	FIS
Chief of Race	J. ROBERTS	USA

Technical Data

Course Name	Birds of Prey / Golden Eagle
Start Altitude	3483 m
Finish Altitude	2726 m
Vertical Drop	757 m
Course Length	2770 m
Homologation Number	8588/10/07

Race Information

Course Setter	H. SCHMALZL	FIS
Number of Gates	42	
Start Time	11:00	

Forerunners	A - J. SWENSSON	FIS	F - J. GOLDBERG	USA
	B - T. BIESEMAYER	USA	G - M. MARNO	USA
	C - W. BRANDENBURG	USA	H - B. RUBIE	USA
	D - P. DURAN	USA	I - M. HAMMER	USA
	E - W. MAPLE	USA	J - S. SNOW	USA

Weather: Sunny Snow: Hard Temperature - Start: -6 °C Finish: -2 °C

Number of Competitors: 77, Number of NSA: 16

Bib	FIS Code	Name	Year of Birth	Nation	Time	Rank	Ski
1	500150	JAERBYN Patrik	1969	SWE	1:47.11	(22)	Atomic
2	293006	INNERHOFER Christof	1984	ITA	1:45.55	(2)	Rossignol
3	50833	GRUGGER Hans	1981	AUT	1:45.37	(1)	Head
4	561067	PERKO Rok	1985	SLO	1:48.05	(39)	Stoeckli
5	192746	THEAUX Adrien	1984	FRA	1:46.20	(10)	Salomon
6	51215	BAUMANN Romed	1986	AUT	1:47.29	(27)	Salomon
7	380260	KOSTELIC Ivica	1979	CRO	1:46.75	(18)	Fischer
8	560332	JERMAN Andrej	1978	SLO	1:47.07	(21)	Stoeckli
9	292455	FILL Peter	1982	ITA	1:46.31	(12)	Atomic
10	102899	OSBORNE-PARADIS Manuel	1984	CAN	1:47.40	(28)	Rossignol
11	501076	OLSSON Hans	1984	SWE	DNS		Head
12	50753	KROELL Klaus	1980	AUT	1:45.77	(6)	Salomon
13	511139	KUENG Patrick	1984	SUI	1:47.02	(20)	Salomon
14	102263	GUAY Erik	1981	CAN	1:47.21	(24)	Atomic
15	560447	SPORN Andrej	1981	SLO	1:46.63	(16)	Elan
16	292514	HEEL Werner	1982	ITA	1:47.70	(34)	Head
17	50041	WALCHHOFER Michael	1975	AUT	1:45.98	(8)	Atomic
18	511313	JANKA Carlo	1986	SUI	1:46.48	(13)	Atomic

02-12-2010 / Beaver Creek (USA) / 1594

Page 1/3

Data Processing by LONGINES

www.fis-ski.com

LONGINES Timing

Generation Date: THU 2 DEC 2010

Time: 13:00

Document: 74A 1.0



Number of Competitors: 77, Number of NSA: 16

Bib	FIS Code	Name	Year of Birth	Nation	Time	Rank	Ski
19	51005	SCHEIBER Mario	1983	AUT	1:45.59	(3)	Atomic
20	421328	SVINDAL Aksel Lund	1982	NOR	1:45.99	(9)	Head
21	532431	MILLER Bode	1977	USA	1:45.60	(4)	Head
22	510030	CUCHE Didier	1974	SUI	1:45.68	(5)	Head
23	510890	ZURBRIGGEN Silvan	1981	SUI	1:46.68	(17)	Rossignol
24	510747	GRUENENFELDER Tobias	1977	SUI	1:47.60	(32)	Stoeckli
25	50858	STREITBERGER Georg	1981	AUT	1:45.82	(7)	Fischer
26	530939	WEIBRECHT Andrew	1986	USA	1:56.75	(71)	Rossignol
27	102961	DIXON Robbie	1985	CAN	1:46.20	(10)	Rossignol
28	533131	SULLIVAN Marco	1980	USA	1:48.31	(41)	Rossignol
29	191740	CLAREY Johan	1981	FRA	1:47.27	(25)	Head
30	191964	POISSON David	1982	FRA	1:46.49	(14)	Salomon
31	421483	JANSRUD Kjetil	1985	NOR	DNS		Head
32	50625	RAICH Benjamin	1978	AUT	1:47.89	(35)	Atomic
33	534562	LIGETY Ted	1984	USA	DNS		Head
34	291459	PARIS Dominik	1989	ITA	1:47.11	(22)	Nordica
35	294277	KLOTZ Siegmund	1987	ITA	1:46.77	(19)	Nordica
36	51327	PUCHNER Joachim	1987	AUT	1:47.55	(31)	Atomic
37	530874	GANONG Travis	1988	USA	1:47.43	(30)	Atomic
38	533866	NYMAN Steven	1982	USA	DNF		Fischer
39	511529	GISIN Marc	1988	SUI	1:48.70	(43)	Nordica
40	290998	STAUDACHER Patrick	1980	ITA	1:47.40	(28)	Head
41	191591	BERTRAND Yannick	1980	FRA	1:46.54	(15)	
42	53817	FRANZ Max	1989	AUT	1:47.95	(37)	Atomic
43	511634	SPESCHA Christian	1989	SUI	DNF		Stoeckli
44	561087	MARKIC Gasper	1986	SLO	1:47.65	(33)	Elan
45	511405	OREILLER Ami	1987	SUI	1:49.24	(48)	Stoeckli
46	380292	ZRNCIC-DIM Natko	1986	CRO	1:48.73	(44)	Atomic
47	292291	THANEI Stefan	1981	ITA	1:48.58	(42)	Fischer
48	294911	PATSCHIEDER Hagen	1988	ITA	1:49.76	(57)	Atomic
49	201811	STECHELT Tobias	1985	GER	1:49.72	(56)	Head
50	192932	FAYED Guillermo	1985	FRA	1:48.29	(40)	Head
51	180570	ROMAR Andreas	1989	FIN	1:49.64	(54)	Atomic
52	50742	REICHELTHANNES	1980	AUT	1:47.91	(36)	Salomon
53	201900	WAGNER Hannes	1986	GER	DNF		Rossignol
54	534939	FISHER Erik	1985	USA	1:49.28	(49)	Atomic
55	293550	MARSAGLIA Matteo	1985	ITA	1:48.82	(45)	Rossignol
56	193560	PASQUIER Alexandre	1987	FRA	1:50.36	(59)	Atomic
57	201606	KEPPLER Stephan	1983	GER	1:47.97	(38)	Head
58	102814	BOURQUE Francois	1984	CAN	1:50.67	(63)	Atomic
59	103090	HELIE Louis-Pierre	1986	CAN	1:49.68	(55)	Head
60	150398	BANK Ondrej	1980	CZE	1:47.28	(26)	Elan
61	561216	KLINE Bostjan	1991	SLO	1:50.60	(62)	Stoeckli
62	103271	THOMSEN Benjamin	1987	CAN	1:49.58	(53)	
63	103375	NELLA Tyler	1988	CAN	1:53.84	(69)	Head
64	100558	COOK Dustin	1989	CAN	1:49.34	(51)	Head
65	511352	VILETTA Sandro	1986	SUI	1:50.35	(58)	Salomon



Number of Competitors: 77, Number of NSA: 16

Bib	FIS Code	Name	Year of Birth	Nation	Time	Rank	Ski
66	501230	ERICSSON Daniel	1987	SWE	1:49.30	(50)	Head
67	421954	LYSDAHL Espen	1990	NOR	1:50.46	(61)	Dynastar
68	561085	KRIZAJ Andrej	1986	SLO	1:49.16	(47)	Elan
69	491129	TERRA Ferran	1987	SPA	1:48.93	(46)	Rossignol
70	220656	DRAKE Ed	1986	GBR	1:52.12	(66)	Atomic
71	380298	SIROKI Tin	1987	CRO	1:52.07	(65)	Atomic
72	220874	BALDWIN TJ	1990	GBR	1:52.69	(67)	
73	50600	GOERGL Stephan	1978	AUT	1:49.38	(52)	Fischer
74	191746	DE TESSIERES Gauthier	1981	FRA	1:50.37	(60)	Head
75	534959	JITLOFF Tim	1985	USA	1:52.74	(68)	Fischer
76	531799	FORD Tommy	1989	USA	1:50.73	(64)	
77	700724	BABUSIAK Jaroslav	1984	SVK	1:54.66	(70)	


LEGEND
DNS Did Not Start **DNF** Did Not Finish

02-12-2010 / Beaver Creek (USA) / 1594 Page 3/3

Data Processing by LONGINES www.fis-ski.com LONGINES Timing

Generation Date: THU 2 DEC 2010 Time: 13:00 Document: 74A 1.0





AUDI FIS SKI WORLD CUP 2010/11 Beaver Creek (USA)



2nd MEN'S DOWNHILL

THU 2 DEC 2010

PERFORMANCE ANALYSIS 1 TRAINING 3

Number of Competitors: 71

Rank	Bib	Name	Nation	Positions			Partials			Difference		Speed		
				Pos.	Time	Rank	Pos.	Time	Rank	Time	Dist(m)	Pos.	Km/h	Rank
1	3	GRUGGER Hans	AUT	Int1: 27.20 (10)			11-12: 29.94 (6)			0.27			Sp1: 123.85 (8)	
				Int2: 57.14 (2)			12-13: 18.04 (8)			0.08				
				Int3: 1:15.18 (5)			13-14: 12.96 (5)			0.14				
				Int4: 1:28.14 (2)			14-Fin: 17.23 (3)			0.05				
				Fin: 1:45.37 (1)					0.00	0.00			Avg.: 94.64	
2	2	INNERHOFER Christof	ITA	Int1: 27.57 (34)			11-12: 29.60 (1)			0.64			Sp1: 125.00 (4)	
				Int2: 57.17 (3)			12-13: 17.93 (2)			0.11				
				Int3: 1:15.10 (2)			13-14: 13.16 (16)			0.06				
				Int4: 1:28.26 (3)			14-Fin: 17.29 (8)			0.17				
				Fin: 1:45.55 (2)					0.18	4.72			Avg.: 94.48	
3	19	SCHEIBER Mario	AUT	Int1: 27.39 (24)			11-12: 29.86 (5)			0.46			Sp1: 117.64 (50)	
				Int2: 57.25 (7)			12-13: 18.14 (10)			0.19				
				Int3: 1:15.39 (6)			13-14: 13.07 (13)			0.35				
				Int4: 1:28.46 (7)			14-Fin: 17.13 (1)			0.37				
				Fin: 1:45.59 (3)					0.22	5.77			Avg.: 94.44	
4	21	MILLER Bode	USA	Int1: 27.09 (6)			11-12: 29.97 (7)			0.16			Sp1: 123.85 (8)	
				Int2: 57.06 (1)			12-13: 17.98 (5)			0.00				
				Int3: 1:15.04 (1)			13-14: 13.05 (10)			0.00				
				Int4: 1:28.09 (1)			14-Fin: 17.51 (18)			0.00				
				Fin: 1:45.60 (4)					0.23	6.03			Avg.: 94.43	
5	22	CUCHE Didier	SUI	Int1: 27.36 (21)			11-12: 29.81 (2)			0.43			Sp1: 124.42 (6)	
				Int2: 57.17 (3)			12-13: 17.96 (4)			0.11				
				Int3: 1:15.13 (3)			13-14: 13.16 (16)			0.09				
				Int4: 1:28.29 (5)			14-Fin: 17.39 (10)			0.20				
				Fin: 1:45.68 (5)					0.31	8.13			Avg.: 94.36	
6	12	KROELL Klaus	AUT	Int1: 26.93 (1)			11-12: 30.41 (20)			0.00			Sp1: 120.80 (27)	
				Int2: 57.34 (9)			12-13: 18.38 (28)			0.28				
				Int3: 1:15.72 (13)			13-14: 12.89 (3)			0.68				
				Int4: 1:28.61 (11)			14-Fin: 17.16 (2)			0.52				
				Fin: 1:45.77 (6)					0.40	10.48			Avg.: 94.28	
7	25	STREITBERGER Georg	AUT	Int1: 27.59 (36)			11-12: 29.81 (2)			0.66			Sp1: 123.85 (8)	
				Int2: 57.40 (11)			12-13: 18.01 (6)			0.34				
				Int3: 1:15.41 (7)			13-14: 13.13 (15)			0.37				
				Int4: 1:28.54 (8)			14-Fin: 17.28 (7)			0.45				
				Fin: 1:45.82 (7)					0.45	11.78			Avg.: 94.24	
8	17	WALCHHOFER Michael	AUT	Int1: 27.13 (8)			11-12: 30.05 (8)			0.20			Sp1: 122.17 (20)	
				Int2: 57.18 (5)			12-13: 18.26 (16)			0.12				
				Int3: 1:15.44 (8)			13-14: 12.84 (1)			0.40				
				Int4: 1:28.28 (4)			14-Fin: 17.70 (28)			0.19				
				Fin: 1:45.98 (8)					0.61	15.94			Avg.: 94.09	



PERFORMANCE ANALYSIS 1 TRAINING 3

Number of Competitors: 71

Rank	Bib	Name	Nation	Positions			Partials			Difference		Speed		
				Pos.	Time	Rank	Pos.	Time	Rank	Time	Dist(m)	Pos.	Km/h	Rank
9	20	SVINDAL Aksel Lund	NOR	Int1: 26.98 (2)			I1-I2: 30.24 (14)			0.05		Sp1: 128.57 (1)		
				Int2: 57.22 (6)			I2-I3: 17.94 (3)			0.16				
				Int3: 1:15.16 (4)			I3-I4: 13.25 (26)			0.12				
				Int4: 1:28.41 (6)			I4-Fin: 17.58 (24)			0.32				
				Fin: 1:45.99 (9)						0.62	16.20	Avg.: 94.08		
10	27	DIXON Robbie	CAN	Int1: 27.37 (22)			I1-I2: 30.13 (11)			0.44		Sp1: 123.56 (12)		
				Int2: 57.50 (13)			I2-I3:			0.44				
				Int3:			I3-I4:							
				Int4: 1:28.95 (15)			I4-Fin: 17.25 (4)			0.86				
				Fin: 1:46.20 (10)						0.83	21.65	Avg.: 93.90		
10	5	THEAUX Adrien	FRA	Int1: 27.46 (30)			I1-I2: 30.20 (12)			0.53		Sp1: 123.85 (8)		
				Int2: 57.66 (17)			I2-I3: 18.31 (21)			0.60				
				Int3: 1:15.97 (17)			I3-I4: 12.97 (6)			0.93				
				Int4: 1:28.94 (14)			I4-Fin: 17.26 (5)			0.85				
				Fin: 1:46.20 (10)						0.83	21.65	Avg.: 93.90		
12	9	FILL Peter	ITA	Int1: 27.46 (30)			I1-I2: 29.85 (4)			0.53		Sp1: 122.72 (16)		
				Int2: 57.31 (8)			I2-I3: 18.15 (12)			0.25				
				Int3: 1:15.46 (9)			I3-I4: 13.08 (14)			0.42				
				Int4: 1:28.54 (8)			I4-Fin: 17.77 (34)			0.45				
				Fin: 1:46.31 (12)						0.94	24.49	Avg.: 93.80		
13	18	JANKA Carlo	SUI	Int1: 27.47 (32)			I1-I2: 30.22 (13)			0.54		Sp1: 117.90 (48)		
				Int2: 57.69 (19)			I2-I3: 18.35 (24)			0.63				
				Int3: 1:16.04 (18)			I3-I4: 12.89 (3)			1.00				
				Int4: 1:28.93 (13)			I4-Fin: 17.55 (20)			0.84				
				Fin: 1:46.48 (13)						1.11	28.88	Avg.: 93.65		
14	30	POISSON David	FRA	Int1: 27.42 (27)			I1-I2: 30.37 (18)			0.49		Sp1: 123.00 (13)		
				Int2: 57.79 (22)			I2-I3: 18.27 (18)			0.73				
				Int3: 1:16.06 (19)			I3-I4: 13.17 (19)			1.02				
				Int4: 1:29.23 (20)			I4-Fin: 17.26 (5)			1.14				
				Fin: 1:46.49 (14)						1.12	29.13	Avg.: 93.64		
15	41	BERTRAND Yannick	FRA	Int1: 27.35 (19)			I1-I2: 30.43 (23)			0.42		Sp1: 125.58 (3)		
				Int2: 57.78 (21)			I2-I3: 18.14 (10)			0.72				
				Int3: 1:15.92 (15)			I3-I4: 13.26 (27)			0.88				
				Int4: 1:29.18 (17)			I4-Fin: 17.36 (9)			1.09				
				Fin: 1:46.54 (15)						1.17	30.42	Avg.: 93.60		
16	15	SPORN Andrej	SLO	Int1: 27.20 (10)			I1-I2: 30.31 (17)			0.27		Sp1: 122.72 (16)		
				Int2: 57.51 (14)			I2-I3: 18.28 (19)			0.45				
				Int3: 1:15.79 (14)			I3-I4: 13.39 (36)			0.75				
				Int4: 1:29.18 (17)			I4-Fin: 17.45 (14)			1.09				
				Fin: 1:46.63 (16)						1.26	32.73	Avg.: 93.52		
17	23	ZURBRIGGEN Silvan	SUI	Int1: 27.28 (16)			I1-I2: 30.06 (9)			0.35		Sp1: 123.00 (13)		
				Int2: 57.34 (9)			I2-I3: 18.26 (16)			0.28				
				Int3: 1:15.60 (12)			I3-I4: 13.23 (24)			0.56				
				Int4: 1:28.83 (12)			I4-Fin: 17.85 (37)			0.74				
				Fin: 1:46.68 (17)						1.31	34.01	Avg.: 93.48		
18	7	KOSTELIC Ivica	CRO	Int1: 27.65 (42)			I1-I2: 30.54 (25)			0.72		Sp1: 117.39 (51)		
				Int2: 58.19 (34)			I2-I3: 18.28 (19)			1.13				
				Int3: 1:16.47 (31)			I3-I4: 12.86 (2)			1.43				
				Int4: 1:29.33 (21)			I4-Fin: 17.42 (11)			1.24				
				Fin: 1:46.75 (18)						1.38	35.81	Avg.: 93.41		

PERFORMANCE ANALYSIS 1 TRAINING 3

Number of Competitors: 71

Rank	Bib	Name	Nation	Positions			Partials			Difference		Speed		
				Pos.	Time	Rank	Pos.	Time	Rank	Time	Dist(m)	Pos.	Km/h	Rank
19	35	KLOTZ Siegmarr	ITA	Int1: 27.11 (7)			I1-I2: 30.42 (21)			0.18		Sp1: 124.42 (6)		
				Int2: 57.53 (16)			I2-I3: 18.41 (31)			0.47				
				Int3: 1:15.94 (16)			I3-I4: 13.28 (29)			0.90				
				Int4: 1:29.22 (19)			I4-Fin: 17.55 (20)			1.13				
				Fin: 1:46.77 (19)						1.40	36.32	Avg.: 93.40		
20	13	KUENG Patrick	SUI	Int1: 27.31 (17)			I1-I2: 30.69 (32)			0.38		Sp1: 118.94 (43)		
				Int2: 58.00 (28)			I2-I3: 18.38 (28)			0.94				
				Int3: 1:16.38 (26)			I3-I4: 12.97 (6)			1.34				
				Int4: 1:29.35 (22)			I4-Fin: 17.67 (27)			1.26				
				Fin: 1:47.02 (20)						1.65	42.71	Avg.: 93.18		
21	8	JERMAN Andrej	SLO	Int1: 27.32 (18)			I1-I2: 30.78 (35)			0.39		Sp1: 124.71 (5)		
				Int2: 58.10 (32)			I2-I3: 18.31 (21)			1.04				
				Int3: 1:16.41 (28)			I3-I4: 13.21 (22)			1.37				
				Int4: 1:29.62 (26)			I4-Fin: 17.45 (14)			1.53				
				Fin: 1:47.07 (21)						1.70	43.98	Avg.: 93.14		
22	34	PARIS Dominik	ITA	Int1: 27.63 (39)			I1-I2: 30.39 (19)			0.70		Sp1: 114.89 (63)		
				Int2: 58.02 (29)			I2-I3: 18.35 (24)			0.96				
				Int3: 1:16.37 (25)			I3-I4: 13.30 (30)			1.33				
				Int4: 1:29.67 (28)			I4-Fin: 17.44 (13)			1.58				
				Fin: 1:47.11 (22)						1.74	45.00	Avg.: 93.10		
22	1	JAERBYN Patrik	SWE	Int1: 27.02 (4)			I1-I2: 30.42 (21)			0.09		Sp1: 122.44 (19)		
				Int2: 57.44 (12)			I2-I3: 18.02 (7)			0.38				
				Int3: 1:15.46 (9)			I3-I4: 13.71 (59)			0.42				
				Int4: 1:29.17 (16)			I4-Fin: 17.94 (41)			1.08				
				Fin: 1:47.11 (22)						1.74	45.00	Avg.: 93.10		
24	14	GUAY Erik	CAN	Int1: 27.25 (14)			I1-I2: 30.56 (26)			0.32		Sp1: 120.00 (34)		
				Int2: 57.81 (24)			I2-I3: 18.37 (27)			0.75				
				Int3: 1:16.18 (20)			I3-I4: 13.61 (54)			1.14				
				Int4: 1:29.79 (31)			I4-Fin: 17.42 (11)			1.70				
				Fin: 1:47.21 (24)						1.84	47.54	Avg.: 93.01		
25	29	CLAREY Johan	FRA	Int1: 27.58 (35)			I1-I2: 30.53 (24)			0.65		Sp1: 119.73 (36)		
				Int2: 58.11 (33)			I2-I3: 18.32 (23)			1.05				
				Int3: 1:16.43 (30)			I3-I4: 13.27 (28)			1.39				
				Int4: 1:29.70 (29)			I4-Fin: 17.57 (22)			1.61				
				Fin: 1:47.27 (25)						1.90	49.06	Avg.: 92.96		
26	60	BANK Ondrej	CZE	Int1: 27.63 (39)			I1-I2:			0.70		Sp1: 118.68 (44)		
				Int2:			I2-I3:							
				Int3: 1:16.21 (21)			I3-I4: 13.36 (35)			1.17				
				Int4: 1:29.57 (25)			I4-Fin: 17.71 (31)			1.48				
				Fin: 1:47.28 (26)						1.91	49.32	Avg.: 92.95		
27	6	BAUMANN Romed	AUT	Int1: 27.41 (25)			I1-I2: 30.10 (10)			0.48		Sp1: 128.26 (2)		
				Int2: 57.51 (14)			I2-I3: 18.05 (9)			0.45				
				Int3: 1:15.56 (11)			I3-I4: 12.99 (9)			0.52				
				Int4: 1:28.55 (10)			I4-Fin: 18.74 (65)			0.46				
				Fin: 1:47.29 (27)						1.92	49.57	Avg.: 92.94		
28	40	STAUDACHER Patrick	ITA	Int1: 27.43 (29)			I1-I2: 30.30 (16)			0.50		Sp1: 119.20 (40)		
				Int2: 57.73 (20)			I2-I3: 18.50 (35)			0.67				
				Int3: 1:16.23 (23)			I3-I4: 13.41 (38)			1.19				
				Int4: 1:29.64 (27)			I4-Fin: 17.76 (33)			1.55				
				Fin: 1:47.40 (28)						2.03	52.36	Avg.: 92.85		

PERFORMANCE ANALYSIS 1 TRAINING 3

Number of Competitors: 71

Rank	Bib	Name	Nation	Positions			Partials			Difference		Speed		
				Pos.	Time	Rank	Pos.	Time	Rank	Time	Dist(m)	Pos.	Km/h	Rank
28	10	OSBORNE-PARADIS Manuel	CAN	Int1: 27.16 (9)			I1-I2: 30.63 (27)			0.23		Sp1: 116.88 (56)		
				Int2: 57.79 (22)			I2-I3: 18.60 (44)			0.73				
				Int3: 1:16.39 (27)			I3-I4: 13.06 (12)			1.35				
				Int4: 1:29.45 (23)			I4-Fin: 17.95 (42)			1.36				
				Fin: 1:47.40 (28)						2.03	52.36	Avg.: 92.85		
30	37	GANONG Travis	USA	Int1: 27.47 (32)			I1-I2: 30.83 (40)			0.54		Sp1: 116.88 (56)		
				Int2: 58.30 (35)			I2-I3: 18.62 (47)			1.24				
				Int3: 1:16.92 (37)			I3-I4: 13.05 (10)			1.88				
				Int4: 1:29.97 (36)			I4-Fin: 17.46 (17)			1.88				
				Fin: 1:47.43 (30)						2.06	53.12	Avg.: 92.82		
31	36	PUCHNER Joachim	AUT	Int1: 27.00 (3)			I1-I2: 30.93 (42)			0.07		Sp1: 114.64 (64)		
				Int2: 57.93 (27)			I2-I3: 18.49 (34)			0.87				
				Int3: 1:16.42 (29)			I3-I4: 13.32 (31)			1.38				
				Int4: 1:29.74 (30)			I4-Fin: 17.81 (36)			1.65				
				Fin: 1:47.55 (31)						2.18	56.15	Avg.: 92.72		
32	24	GRUENENFELDER Tobias	SUI	Int1: 27.74 (45)			I1-I2: 30.68 (31)			0.81		Sp1: 120.26 (31)		
				Int2: 58.42 (37)			I2-I3: 18.22 (14)			1.36				
				Int3: 1:16.64 (34)			I3-I4: 13.34 (33)			1.60				
				Int4: 1:29.98 (37)			I4-Fin: 17.62 (26)			1.89				
				Fin: 1:47.60 (32)						2.23	57.41	Avg.: 92.68		
33	44	MARKIC Gasper	SLO	Int1: 27.05 (5)			I1-I2: 31.00 (46)			0.12		Sp1: 116.37 (60)		
				Int2: 58.05 (30)			I2-I3: 18.69 (53)			0.99				
				Int3: 1:16.74 (36)			I3-I4: 13.21 (22)			1.70				
				Int4: 1:29.95 (35)			I4-Fin: 17.70 (28)			1.86				
				Fin: 1:47.65 (33)						2.28	58.67	Avg.: 92.63		
34	16	HEEL Werner	ITA	Int1: 27.24 (13)			I1-I2: 30.64 (29)			0.31		Sp1: 120.53 (29)		
				Int2: 57.88 (26)			I2-I3: 18.60 (44)			0.82				
				Int3: 1:16.48 (32)			I3-I4: 12.98 (8)			1.44				
				Int4: 1:29.46 (24)			I4-Fin: 18.24 (53)			1.37				
				Fin: 1:47.70 (34)						2.33	59.93	Avg.: 92.59		
35	32	RAICH Benjamin	AUT	Int1: 27.42 (27)			I1-I2: 30.24 (14)			0.49		Sp1: 117.90 (48)		
				Int2: 57.66 (17)			I2-I3: 18.62 (47)			0.60				
				Int3: 1:16.28 (24)			I3-I4: 13.59 (52)			1.24				
				Int4: 1:29.87 (33)			I4-Fin: 18.02 (44)			1.78				
				Fin: 1:47.89 (35)						2.52	64.70	Avg.: 92.43		
36	52	REICHELTH Hannes	AUT	Int1: 27.88 (52)			I1-I2: 30.73 (34)			0.95		Sp1: 121.07 (24)		
				Int2: 58.61 (42)			I2-I3: 18.53 (37)			1.55				
				Int3: 1:17.14 (42)			I3-I4: 13.17 (19)			2.10				
				Int4: 1:30.31 (39)			I4-Fin: 17.60 (25)			2.22				
				Fin: 1:47.91 (36)						2.54	65.20	Avg.: 92.41		
37	42	FRANZ Max	AUT	Int1: 27.37 (22)			I1-I2: 30.69 (32)			0.44		Sp1: 121.07 (24)		
				Int2: 58.06 (31)			I2-I3: 18.45 (33)			1.00				
				Int3: 1:16.51 (33)			I3-I4: 13.39 (36)			1.47				
				Int4: 1:29.90 (34)			I4-Fin: 18.05 (45)			1.81				
				Fin: 1:47.95 (37)						2.58	66.20	Avg.: 92.38		
38	57	KEPPLER Stephan	GER	Int1: 28.20 (62)			I1-I2: 30.82 (39)			1.27		Sp1: 123.00 (13)		
				Int2: 59.02 (48)			I2-I3: 18.24 (15)			1.96				
				Int3: 1:17.26 (43)			I3-I4: 13.17 (19)			2.22				
				Int4: 1:30.43 (41)			I4-Fin: 17.54 (19)			2.34				
				Fin: 1:47.97 (38)						2.60	66.70	Avg.: 92.36		

PERFORMANCE ANALYSIS 1 TRAINING 3

Number of Competitors: 71

Rank	Bib	Name	Nation	Positions			Partials			Difference		Speed		
				Pos.	Time	Rank	Pos.	Time	Rank	Time	Dist(m)	Pos.	Km/h	Rank
39	4	PERKO Rok	SLO	Int1: 27.35 (19)			I1-I2: 31.14 (50)			0.42		Sp1: 122.72 (16)		
				Int2: 58.49 (39)			I2-I3: 18.18 (13)			1.43				
				Int3: 1:16.67 (35)			I3-I4: 13.16 (16)			1.63				
				Int4: 1:29.83 (32)			I4-Fin: 18.22 (52)			1.74				
				Fin: 1:48.05 (39)						2.68	68.71	Avg.: 92.29		
40	50	FAYED Guillermo	FRA	Int1: 27.23 (12)			I1-I2: 30.64 (29)			0.30		Sp1: 121.62 (22)		
				Int2: 57.87 (25)			I2-I3: 18.35 (24)			0.81				
				Int3: 1:16.22 (22)			I3-I4: 13.79 (62)			1.18				
				Int4: 1:30.01 (38)			I4-Fin: 18.28 (55)			1.92				
				Fin: 1:48.29 (40)						2.92	74.69	Avg.: 92.09		
41	28	SULLIVAN Marco	USA	Int1: 27.41 (25)			I1-I2: 30.93 (42)			0.48		Sp1: 117.13 (54)		
				Int2: 58.34 (36)			I2-I3: 18.59 (43)			1.28				
				Int3: 1:16.93 (38)			I3-I4: 13.46 (41)			1.89				
				Int4: 1:30.39 (40)			I4-Fin: 17.92 (39)			2.30				
				Fin: 1:48.31 (41)						2.94	75.19	Avg.: 92.07		
42	47	THANEI Stefan	ITA	Int1: 27.62 (38)			I1-I2: 30.81 (38)			0.69		Sp1: 122.17 (20)		
				Int2: 58.43 (38)			I2-I3: 18.66 (50)			1.37				
				Int3: 1:17.09 (40)			I3-I4: 13.57 (50)			2.05				
				Int4: 1:30.66 (43)			I4-Fin: 17.92 (39)			2.57				
				Fin: 1:48.58 (42)						3.21	81.89	Avg.: 91.84		
43	39	GISIN Marc	SUI	Int1: 27.26 (15)			I1-I2: 31.23 (51)			0.33		Sp1: 117.13 (54)		
				Int2: 58.49 (39)			I2-I3: 18.58 (41)			1.43				
				Int3: 1:17.07 (39)			I3-I4: 13.56 (49)			2.03				
				Int4: 1:30.63 (42)			I4-Fin: 18.07 (46)			2.54				
				Fin: 1:48.70 (43)						3.33	84.86	Avg.: 91.74		
44	46	ZRNCIC-DIM Natko	CRO	Int1: 28.19 (61)			I1-I2: 30.78 (35)			1.26		Sp1: 118.68 (44)		
				Int2: 58.97 (47)			I2-I3: 18.38 (28)			1.91				
				Int3: 1:17.35 (44)			I3-I4: 13.51 (45)			2.31				
				Int4: 1:30.86 (45)			I4-Fin: 17.87 (38)			2.77				
				Fin: 1:48.73 (44)						3.36	85.60	Avg.: 91.71		
45	55	MARSAGLIA Matteo	ITA	Int1: 28.43 (66)			I1-I2: 30.89 (41)			1.50		Sp1: 120.00 (34)		
				Int2: 59.32 (55)			I2-I3: 18.61 (46)			2.26				
				Int3: 1:17.93 (54)			I3-I4: 13.32 (31)			2.89				
				Int4: 1:31.25 (50)			I4-Fin: 17.57 (22)			3.16				
				Fin: 1:48.82 (45)						3.45	87.82	Avg.: 91.64		
46	69	TERRA Ferran	SPA	Int1: 27.86 (51)			I1-I2: 30.94 (45)			0.93		Sp1: 119.20 (40)		
				Int2: 58.80 (45)			I2-I3: 18.91 (57)			1.74				
				Int3: 1:17.71 (48)			I3-I4: 13.52 (46)			2.67				
				Int4: 1:31.23 (49)			I4-Fin: 17.70 (28)			3.14				
				Fin: 1:48.93 (46)						3.56	90.53	Avg.: 91.55		
47	68	KRIZAJ Andrej	SLO	Int1: 27.75 (46)			I1-I2: 31.29 (54)			0.82		Sp1: 120.26 (31)		
				Int2: 59.04 (50)			I2-I3: 18.67 (51)			1.98				
				Int3: 1:17.71 (48)			I3-I4: 13.66 (57)			2.67				
				Int4: 1:31.37 (52)			I4-Fin: 17.79 (35)			3.28				
				Fin: 1:49.16 (47)						3.79	96.17	Avg.: 91.35		
48	45	OREILLER Ami	SUI	Int1: 27.63 (39)			I1-I2: 31.09 (48)			0.70		Sp1: 119.73 (36)		
				Int2: 58.72 (43)			I2-I3: 18.41 (31)			1.66				
				Int3: 1:17.13 (41)			I3-I4: 13.63 (55)			2.09				
				Int4: 1:30.76 (44)			I4-Fin: 18.48 (61)			2.67				
				Fin: 1:49.24 (48)						3.87	98.13	Avg.: 91.29		

PERFORMANCE ANALYSIS 1 TRAINING 3

Number of Competitors: 71

Rank	Bib	Name	Nation	Positions			Partials			Difference		Speed		
				Pos.	Time	Rank	Pos.	Time	Rank	Time	Dist(m)	Pos.	Km/h	Rank
49	54	FISHER Erik	USA	Int1: 27.60 (37)			I1-I2: 31.48 (57)			0.67		Sp1: 121.34 (23)		
				Int2: 59.08 (51)			I2-I3: 18.51 (36)			2.02				
				Int3: 1:17.59 (45)			I3-I4: 13.48 (44)			2.55				
				Int4: 1:31.07 (47)			I4-Fin: 18.21 (51)			2.98				
				Fin: 1:49.28 (49)						3.91	99.11	Avg.: 91.25		
50	66	ERICSSON Daniel	SWE	Int1: 27.88 (52)			I1-I2: 31.64 (59)			0.95		Sp1: 120.80 (27)		
				Int2: 59.52 (57)			I2-I3: 18.53 (37)			2.46				
				Int3: 1:18.05 (55)			I3-I4: 13.80 (63)			3.01				
				Int4: 1:31.85 (59)			I4-Fin: 17.45 (14)			3.76				
				Fin: 1:49.30 (50)						3.93	99.60	Avg.: 91.24		
51	64	COOK Dustin	CAN	Int1: 27.81 (49)			I1-I2: 31.13 (49)			0.88		Sp1: 119.20 (40)		
				Int2: 58.94 (46)			I2-I3: 18.97 (59)			1.88				
				Int3: 1:17.91 (53)			I3-I4: 13.46 (41)			2.87				
				Int4: 1:31.37 (52)			I4-Fin: 17.97 (43)			3.28				
				Fin: 1:49.34 (51)						3.97	100.58	Avg.: 91.20		
52	73	GOERGL Stephan	AUT	Int1: 27.96 (55)			I1-I2: 30.63 (27)			1.03		Sp1: 116.88 (56)		
				Int2: 58.59 (41)			I2-I3: 19.08 (64)			1.53				
				Int3: 1:17.67 (47)			I3-I4: 13.47 (43)			2.63				
				Int4: 1:31.14 (48)			I4-Fin: 18.24 (53)			3.05				
				Fin: 1:49.38 (52)						4.01	101.55	Avg.: 91.17		
53	62	THOMSEN Benjamin	CAN	Int1: 27.82 (50)			I1-I2: 31.31 (55)			0.89		Sp1: 116.63 (59)		
				Int2: 59.13 (52)			I2-I3: 18.74 (54)			2.07				
				Int3: 1:17.87 (52)			I3-I4: 13.42 (39)			2.83				
				Int4: 1:31.29 (51)			I4-Fin: 18.29 (57)			3.20				
				Fin: 1:49.58 (53)						4.21	106.42	Avg.: 91.00		
54	51	ROMAR Andreas	FIN	Int1: 27.66 (43)			I1-I2: 31.49 (58)			0.73		Sp1: 121.07 (24)		
				Int2: 59.15 (53)			I2-I3: 18.56 (40)			2.09				
				Int3: 1:17.71 (48)			I3-I4: 13.34 (33)			2.67				
				Int4: 1:31.05 (46)			I4-Fin: 18.59 (63)			2.96				
				Fin: 1:49.64 (54)						4.27	107.88	Avg.: 90.95		
55	59	HELIE Louis-Pierre	CAN	Int1: 28.03 (58)			I1-I2: 31.25 (53)			1.10		Sp1: 114.64 (64)		
				Int2: 59.28 (54)			I2-I3: 19.03 (62)			2.22				
				Int3: 1:18.31 (58)			I3-I4: 13.23 (24)			3.27				
				Int4: 1:31.54 (55)			I4-Fin: 18.14 (49)			3.45				
				Fin: 1:49.68 (55)						4.31	108.85	Avg.: 90.92		
56	49	STECHERT Tobias	GER	Int1: 27.78 (48)			I1-I2: 31.84 (63)			0.85		Sp1: 120.53 (29)		
				Int2: 59.62 (58)			I2-I3: 18.53 (37)			2.56				
				Int3: 1:18.15 (56)			I3-I4: 13.45 (40)			3.11				
				Int4: 1:31.60 (57)			I4-Fin: 18.12 (48)			3.51				
				Fin: 1:49.72 (56)						4.35	109.82	Avg.: 90.89		
57	48	PATSCHIEDER Hagen	ITA	Int1: 28.09 (59)			I1-I2: 30.93 (42)			1.16		Sp1: 120.26 (31)		
				Int2: 59.02 (48)			I2-I3: 18.58 (41)			1.96				
				Int3: 1:17.60 (46)			I3-I4: 13.77 (61)			2.56				
				Int4: 1:31.37 (52)			I4-Fin: 18.39 (60)			3.28				
				Fin: 1:49.76 (57)						4.39	110.79	Avg.: 90.85		
58	65	VILETTA Sandro	SUI	Int1: 28.73 (71)			I1-I2: 31.23 (51)			1.80		Sp1: 119.73 (36)		
				Int2: 59.96 (63)			I2-I3: 18.68 (52)			2.90				
				Int3: 1:18.64 (62)			I3-I4: 13.63 (55)			3.60				
				Int4: 1:32.27 (62)			I4-Fin: 18.08 (47)			4.18				
				Fin: 1:50.35 (58)						4.98	125.01	Avg.: 90.37		



PERFORMANCE ANALYSIS 1 TRAINING 3

Number of Competitors: 71

Rank	Bib	Name	Nation	Positions			Partials			Difference		Speed		
				Pos.	Time	Rank	Pos.	Time	Rank	Time	Dist(m)	Pos.	Km/h	Rank
59	56	PASQUIER Alexandre	FRA	Int1: 28.31 (64)			I1-I2: 31.44 (56)			1.38		Sp1: 117.39 (51)		
				Int2: 59.75 (61)			I2-I3: 18.65 (49)			2.69				
				Int3: 1:18.40 (59)			I3-I4: 13.66 (57)			3.36				
				Int4: 1:32.06 (60)			I4-Fin: 18.30 (59)			3.97				
				Fin: 1:50.36 (59)						4.99	125.25	Avg.: 90.36		
60	74	DE TESSIERES Gauthier	FRA	Int1: 28.01 (57)			I1-I2: 30.78 (35)			1.08		Sp1: 114.64 (64)		
				Int2: 58.79 (44)			I2-I3: 19.01 (61)			1.73				
				Int3: 1:17.80 (51)			I3-I4: 13.75 (60)			2.76				
				Int4: 1:31.55 (56)			I4-Fin: 18.82 (68)			3.46				
				Fin: 1:50.37 (60)						5.00	125.49	Avg.: 90.35		
61	67	LYSDAHL Espen	NOR	Int1: 27.96 (55)			I1-I2: 31.73 (61)			1.03		Sp1: 118.42 (46)		
				Int2: 59.69 (60)			I2-I3: 18.89 (56)			2.63				
				Int3: 1:18.58 (60)			I3-I4: 13.59 (52)			3.54				
				Int4: 1:32.17 (61)			I4-Fin: 18.29 (57)			4.08				
				Fin: 1:50.46 (61)						5.09	127.64	Avg.: 90.28		
62	61	KLINE Bostjan	SLO	Int1: 27.76 (47)			I1-I2: 31.66 (60)			0.83		Sp1: 117.39 (51)		
				Int2: 59.42 (56)			I2-I3: 18.84 (55)			2.36				
				Int3: 1:18.26 (57)			I3-I4: 13.54 (47)			3.22				
				Int4: 1:31.80 (58)			I4-Fin: 18.80 (67)			3.71				
				Fin: 1:50.60 (62)						5.23	130.99	Avg.: 90.16		
63	58	BOURQUE Francois	CAN	Int1: 27.93 (54)			I1-I2: 31.99 (64)			1.00		Sp1: 114.64 (64)		
				Int2: 59.92 (62)			I2-I3: 18.93 (58)			2.86				
				Int3: 1:18.85 (63)			I3-I4: 13.54 (47)			3.81				
				Int4: 1:32.39 (63)			I4-Fin: 18.28 (55)			4.30				
				Fin: 1:50.67 (63)						5.30	132.66	Avg.: 90.11		
64	76	FORD Tommy	USA	Int1: 28.60 (69)			I1-I2: 31.02 (47)			1.67		Sp1: 119.73 (36)		
				Int2: 59.62 (58)			I2-I3: 18.99 (60)			2.56				
				Int3: 1:18.61 (61)			I3-I4: 13.92 (67)			3.57				
				Int4: 1:32.53 (64)			I4-Fin: 18.20 (50)			4.44				
				Fin: 1:50.73 (64)						5.36	134.08	Avg.: 90.06		
65	71	SIROKI Tin	CRO	Int1: 28.48 (67)			I1-I2: 31.83 (62)			1.55		Sp1: 118.16 (47)		
				Int2: 1:00.31 (65)			I2-I3: 19.03 (62)			3.25				
				Int3: 1:19.34 (64)			I3-I4: 13.85 (64)			4.30				
				Int4: 1:33.19 (66)			I4-Fin: 18.88 (69)			5.10				
				Fin: 1:52.07 (65)						6.70	165.60	Avg.: 88.98		
66	70	DRAKE Ed	GBR	Int1: 28.34 (65)			I1-I2: 32.05 (66)			1.41		Sp1: 115.38 (62)		
				Int2: 1:00.39 (67)			I2-I3: 19.23 (66)			3.33				
				Int3: 1:19.62 (66)			I3-I4: 13.85 (64)			4.58				
				Int4: 1:33.47 (67)			I4-Fin: 18.65 (64)			5.38				
				Fin: 1:52.12 (66)						6.75	166.76	Avg.: 88.94		
67	72	BALDWIN TJ	GBR	Int1: 28.56 (68)			I1-I2: 32.32 (68)			1.63		Sp1: 110.42 (70)		
				Int2: 1:00.88 (68)			I2-I3: 19.39 (67)			3.82				
				Int3: 1:20.27 (67)			I3-I4: 13.91 (66)			5.23				
				Int4: 1:34.18 (68)			I4-Fin: 18.51 (62)			6.09				
				Fin: 1:52.69 (67)						7.32	179.93	Avg.: 88.49		
68	75	JITLOFF Tim	USA	Int1: 28.17 (60)			I1-I2: 32.19 (67)			1.24		Sp1: 113.20 (69)		
				Int2: 1:00.36 (66)			I2-I3: 19.12 (65)			3.30				
				Int3: 1:19.48 (65)			I3-I4: 13.58 (51)			4.44				
				Int4: 1:33.06 (65)			I4-Fin: 19.68 (71)			4.97				
				Fin: 1:52.74 (68)						7.37	181.08	Avg.: 88.45		

PERFORMANCE ANALYSIS 1 TRAINING 3


Number of Competitors: 71

Rank	Bib	Name	Nation	Positions			Partials			Difference		Speed		
				Pos.	Time	Rank	Pos.	Time	Rank	Time	Dist(m)	Pos.	Km/h	Rank
69	63	NELLA Tyler	CAN	Int1:	28.24 (63)		I1-I2:	32.02 (65)		1.31		Sp1:	105.26 (71)	
				Int2:	1:00.26 (64)		I2-I3:	20.80 (69)		3.20				
				Int3:	1:21.06 (69)		I3-I4:	13.99 (68)		6.02				
				Int4:	1:35.05 (69)		I4-Fin:	18.79 (66)		6.96				
				Fin:	1:53.84 (69)					8.47	206.10	Avg.:	87.60	
70	77	BABUSIAK Jaroslav	SVK	Int1:	28.69 (70)		I1-I2:	32.72 (69)		1.76		Sp1:	114.16 (68)	
				Int2:	1:01.41 (69)		I2-I3:	19.63 (68)		4.35				
				Int3:	1:21.04 (68)		I3-I4:	14.24 (69)		6.00				
				Int4:	1:35.28 (70)		I4-Fin:	19.38 (70)		7.19				
				Fin:	1:54.66 (70)					9.29	224.43	Avg.:	86.97	
71	26	WEIBRECHT Andrew	USA	Int1:	27.70 (44)		I1-I2:	38.04 (70)		0.77		Sp1:	116.37 (60)	
				Int2:	1:05.74 (70)		I2-I3:	16.84 (1)		8.68				
				Int3:	1:22.58 (70)		I3-I4:	16.45 (70)		7.54				
				Int4:	1:39.03 (71)		I4-Fin:	17.72 (32)		10.94				
				Fin:	1:56.75 (71)					11.38	270.00	Avg.:	85.41	

LEGEND

Pos Intermediate or Speed Position **Int1:** Intermediate 1 **Int3:** Intermediate 3 **Sp1:** Speed Trap 1
Avg. Average Speed for the race **Int2:** Intermediate 2 **Int4:** Intermediate 4 **Fin:** Finish
Dist(m) Distance behind the first





AUDI FIS SKI WORLD CUP 2010/11 Beaver Creek (USA)



2nd MEN'S DOWNHILL

THU 2 DEC 2010

PERFORMANCE ANALYSIS 2 TRAINING 3

Number of Competitors: 77

Bib	Name	Nation	Positions			Partials			Difference		Speed		
			Pos.	Time	Rank	Pos.	Time	Rank	Time	Dist(m)	Pos.	Km/h	Rank
1	JAERBYN Patrik	SWE	Int1: 27.02 (4) Int2: 57.44 (12) Int3: 1:15.46 (9) Int4: 1:29.17 (16) Fin: 1:47.11 (22)	I1-I2: 30.42 (21) I2-I3: 18.02 (7) I3-I4: 13.71 (59) I4-Fin: 17.94 (41)	0.09 0.38 0.42 1.08 1.74	45.00	Sp1: 122.44 (19) Avg.: 93.10						
2	INNERHOFER Christof	ITA	Int1: 27.57 (34) Int2: 57.17 (3) Int3: 1:15.10 (2) Int4: 1:28.26 (3) Fin: 1:45.55 (2)	I1-I2: 29.60 (1) I2-I3: 17.93 (2) I3-I4: 13.16 (16) I4-Fin: 17.29 (8)	0.64 0.11 0.06 0.17 0.18	4.72	Sp1: 125.00 (4) Avg.: 94.48						
3	GRUGGER Hans	AUT	Int1: 27.20 (10) Int2: 57.14 (2) Int3: 1:15.18 (5) Int4: 1:28.14 (2) Fin: 1:45.37 (1)	I1-I2: 29.94 (6) I2-I3: 18.04 (8) I3-I4: 12.96 (5) I4-Fin: 17.23 (3)	0.27 0.08 0.14 0.05 0.00	0.00	Sp1: 123.85 (8) Avg.: 94.64						
4	PERKO Rok	SLO	Int1: 27.35 (19) Int2: 58.49 (39) Int3: 1:16.67 (35) Int4: 1:29.83 (32) Fin: 1:48.05 (39)	I1-I2: 31.14 (50) I2-I3: 18.18 (13) I3-I4: 13.16 (16) I4-Fin: 18.22 (52)	0.42 1.43 1.63 1.74 2.68	68.71	Sp1: 122.72 (16) Avg.: 92.29						
5	THEAUX Adrien	FRA	Int1: 27.46 (30) Int2: 57.66 (17) Int3: 1:15.97 (17) Int4: 1:28.94 (14) Fin: 1:46.20 (10)	I1-I2: 30.20 (12) I2-I3: 18.31 (21) I3-I4: 12.97 (6) I4-Fin: 17.26 (5)	0.53 0.60 0.93 0.85 0.83	21.65	Sp1: 123.85 (8) Avg.: 93.90						
6	BAUMANN Romed	AUT	Int1: 27.41 (25) Int2: 57.51 (14) Int3: 1:15.56 (11) Int4: 1:28.55 (10) Fin: 1:47.29 (27)	I1-I2: 30.10 (10) I2-I3: 18.05 (9) I3-I4: 12.99 (9) I4-Fin: 18.74 (65)	0.48 0.45 0.52 0.46 1.92	49.57	Sp1: 128.26 (2) Avg.: 92.94						
7	KOSTELIC Ivica	CRO	Int1: 27.65 (42) Int2: 58.19 (34) Int3: 1:16.47 (31) Int4: 1:29.33 (21) Fin: 1:46.75 (18)	I1-I2: 30.54 (25) I2-I3: 18.28 (19) I3-I4: 12.86 (2) I4-Fin: 17.42 (11)	0.72 1.13 1.43 1.24 1.38	35.81	Sp1: 117.39 (53) Avg.: 93.41						
8	JERMAN Andrej	SLO	Int1: 27.32 (18) Int2: 58.10 (32) Int3: 1:16.41 (28) Int4: 1:29.62 (26) Fin: 1:47.07 (21)	I1-I2: 30.78 (35) I2-I3: 18.31 (21) I3-I4: 13.21 (22) I4-Fin: 17.45 (14)	0.39 1.04 1.37 1.53 1.70	43.98	Sp1: 124.71 (5) Avg.: 93.14						



PERFORMANCE ANALYSIS 2 TRAINING 3

Number of Competitors: 77

Bib	Name	Nation	Positions			Partials			Difference		Speed		
			Pos.	Time	Rank	Pos.	Time	Rank	Time	Dist(m)	Pos.	Km/h	Rank
9	FILL Peter	ITA	Int1: 27.46 (30)			I1-I2: 29.85 (4)			0.53		Sp1: 122.72 (16)		
			Int2: 57.31 (8)			I2-I3: 18.15 (12)			0.25				
			Int3: 1:15.46 (9)			I3-I4: 13.08 (14)			0.42				
			Int4: 1:28.54 (8)			I4-Fin: 17.77 (34)			0.45				
			Fin: 1:46.31 (12)						0.94	24.49	Avg.: 93.80		
10	OSBORNE-PARADIS Manuel	CAN	Int1: 27.16 (9)			I1-I2: 30.63 (27)			0.23		Sp1: 116.88 (58)		
			Int2: 57.79 (22)			I2-I3: 18.60 (45)			0.73				
			Int3: 1:16.39 (27)			I3-I4: 13.06 (12)			1.35				
			Int4: 1:29.45 (23)			I4-Fin: 17.95 (42)			1.36				
			Fin: 1:47.40 (28)						2.03	52.36	Avg.: 92.85		
11	OLSSON Hans	SWE	Int1:			I1-I2:					Sp1:		
			Int2:			I2-I3:							
			Int3:			I3-I4:							
			Int4:			I4-Fin:							
			Fin: DNS								Avg.:		
12	KROELL Klaus	AUT	Int1: 26.93 (1)			I1-I2: 30.41 (20)			0.00		Sp1: 120.80 (28)		
			Int2: 57.34 (9)			I2-I3: 18.38 (28)			0.28				
			Int3: 1:15.72 (13)			I3-I4: 12.89 (3)			0.68				
			Int4: 1:28.61 (11)			I4-Fin: 17.16 (2)			0.52				
			Fin: 1:45.77 (6)						0.40	10.48	Avg.: 94.28		
13	KUENG Patrick	SUI	Int1: 27.31 (17)			I1-I2: 30.69 (32)			0.38		Sp1: 118.94 (45)		
			Int2: 58.00 (28)			I2-I3: 18.38 (28)			0.94				
			Int3: 1:16.38 (26)			I3-I4: 12.97 (6)			1.34				
			Int4: 1:29.35 (22)			I4-Fin: 17.67 (27)			1.26				
			Fin: 1:47.02 (20)						1.65	42.71	Avg.: 93.18		
14	GUAY Erik	CAN	Int1: 27.25 (14)			I1-I2: 30.56 (26)			0.32		Sp1: 120.00 (35)		
			Int2: 57.81 (24)			I2-I3: 18.37 (27)			0.75				
			Int3: 1:16.18 (20)			I3-I4: 13.61 (54)			1.14				
			Int4: 1:29.79 (31)			I4-Fin: 17.42 (11)			1.70				
			Fin: 1:47.21 (24)						1.84	47.54	Avg.: 93.01		
15	SPORN Andrej	SLO	Int1: 27.20 (10)			I1-I2: 30.31 (17)			0.27		Sp1: 122.72 (16)		
			Int2: 57.51 (14)			I2-I3: 18.28 (19)			0.45				
			Int3: 1:15.79 (14)			I3-I4: 13.39 (36)			0.75				
			Int4: 1:29.18 (17)			I4-Fin: 17.45 (14)			1.09				
			Fin: 1:46.63 (16)						1.26	32.73	Avg.: 93.52		
16	HEEL Werner	ITA	Int1: 27.24 (13)			I1-I2: 30.64 (29)			0.31		Sp1: 120.53 (30)		
			Int2: 57.88 (26)			I2-I3: 18.60 (45)			0.82				
			Int3: 1:16.48 (32)			I3-I4: 12.98 (8)			1.44				
			Int4: 1:29.46 (24)			I4-Fin: 18.24 (53)			1.37				
			Fin: 1:47.70 (34)						2.33	59.93	Avg.: 92.59		
17	WALCHHOFER Michael	AUT	Int1: 27.13 (8)			I1-I2: 30.05 (8)			0.20		Sp1: 122.17 (20)		
			Int2: 57.18 (5)			I2-I3: 18.26 (16)			0.12				
			Int3: 1:15.44 (8)			I3-I4: 12.84 (1)			0.40				
			Int4: 1:28.28 (4)			I4-Fin: 17.70 (28)			0.19				
			Fin: 1:45.98 (8)						0.61	15.94	Avg.: 94.09		
18	JANKA Carlo	SUI	Int1: 27.47 (32)			I1-I2: 30.22 (13)			0.54		Sp1: 117.90 (50)		
			Int2: 57.69 (19)			I2-I3: 18.35 (24)			0.63				
			Int3: 1:16.04 (18)			I3-I4: 12.89 (3)			1.00				
			Int4: 1:28.93 (13)			I4-Fin: 17.55 (20)			0.84				
			Fin: 1:46.48 (13)						1.11	28.88	Avg.: 93.65		

PERFORMANCE ANALYSIS 2 TRAINING 3

Number of Competitors: 77

Bib	Name	Nation	Positions			Partials			Difference		Speed									
			Pos.	Time	Rank	Pos.	Time	Rank	Time	Dist(m)	Pos.	Km/h	Rank							
19	SCHEIBER Mario	AUT	Int1: 27.39 (24)	Int2: 57.25 (7)	Int3: 1:15.39 (6)	Int4: 1:28.46 (7)	Fin: 1:45.59 (3)	I1-I2: 29.86 (5)	I2-I3: 18.14 (10)	I3-I4: 13.07 (13)	I4-Fin: 17.13 (1)	0.46		0.19	0.35	0.37	0.22	5.77	Sp1: 117.64 (52)	Avg.: 94.44
20	SVINDAL Aksel Lund	NOR	Int1: 26.98 (2)	Int2: 57.22 (6)	Int3: 1:15.16 (4)	Int4: 1:28.41 (6)	Fin: 1:45.99 (9)	I1-I2: 30.24 (14)	I2-I3: 17.94 (3)	I3-I4: 13.25 (26)	I4-Fin: 17.58 (24)	0.05		0.16	0.12	0.32	0.62	16.20	Sp1: 128.57 (1)	Avg.: 94.08
21	MILLER Bode	USA	Int1: 27.09 (6)	Int2: 57.06 (1)	Int3: 1:15.04 (1)	Int4: 1:28.09 (1)	Fin: 1:45.60 (4)	I1-I2: 29.97 (7)	I2-I3: 17.98 (5)	I3-I4: 13.05 (10)	I4-Fin: 17.51 (18)	0.16		0.00	0.00	0.00	0.23	6.03	Sp1: 123.85 (8)	Avg.: 94.43
22	CUCHE Didier	SUI	Int1: 27.36 (21)	Int2: 57.17 (3)	Int3: 1:15.13 (3)	Int4: 1:28.29 (5)	Fin: 1:45.68 (5)	I1-I2: 29.81 (2)	I2-I3: 17.96 (4)	I3-I4: 13.16 (16)	I4-Fin: 17.39 (10)	0.43		0.11	0.09	0.20	0.31	8.13	Sp1: 124.42 (6)	Avg.: 94.36
23	ZURBRIGGEN Silvan	SUI	Int1: 27.28 (16)	Int2: 57.34 (9)	Int3: 1:15.60 (12)	Int4: 1:28.83 (12)	Fin: 1:46.68 (17)	I1-I2: 30.06 (9)	I2-I3: 18.26 (16)	I3-I4: 13.23 (24)	I4-Fin: 17.85 (37)	0.35		0.28	0.56	0.74	1.31	34.01	Sp1: 123.00 (13)	Avg.: 93.48
24	GRUENENFELDER Tobias	SUI	Int1: 27.74 (47)	Int2: 58.42 (37)	Int3: 1:16.64 (34)	Int4: 1:29.98 (37)	Fin: 1:47.60 (32)	I1-I2: 30.68 (31)	I2-I3: 18.22 (14)	I3-I4: 13.34 (33)	I4-Fin: 17.62 (26)	0.81		1.36	1.60	1.89	2.23	57.41	Sp1: 120.26 (32)	Avg.: 92.68
25	STREITBERGER Georg	AUT	Int1: 27.59 (36)	Int2: 57.40 (11)	Int3: 1:15.41 (7)	Int4: 1:28.54 (8)	Fin: 1:45.82 (7)	I1-I2: 29.81 (2)	I2-I3: 18.01 (6)	I3-I4: 13.13 (15)	I4-Fin: 17.28 (7)	0.66		0.34	0.37	0.45	0.45	11.78	Sp1: 123.85 (8)	Avg.: 94.24
26	WEIBRECHT Andrew	USA	Int1: 27.70 (44)	Int2: 1:05.74 (72)	Int3: 1:22.58 (71)	Int4: 1:39.03 (71)	Fin: 1:56.75 (71)	I1-I2: 38.04 (72)	I2-I3: 16.84 (1)	I3-I4: 16.45 (70)	I4-Fin: 17.72 (32)	0.77		8.68	7.54	10.94	11.38	270.00	Sp1: 116.37 (62)	Avg.: 85.41
27	DIXON Robbie	CAN	Int1: 27.37 (22)	Int2: 57.50 (13)	Int3: 1:28.95 (15)	Int4: 1:46.20 (10)		I1-I2: 30.13 (11)	I2-I3: 17.25 (4)			0.44		0.44		0.86	0.83	21.65	Sp1: 123.56 (12)	Avg.: 93.90
28	SULLIVAN Marco	USA	Int1: 27.41 (25)	Int2: 58.34 (36)	Int3: 1:16.93 (38)	Int4: 1:30.39 (40)	Fin: 1:48.31 (41)	I1-I2: 30.93 (42)	I2-I3: 18.59 (44)	I3-I4: 13.46 (41)	I4-Fin: 17.92 (39)	0.48		1.28	1.89	2.30	2.94	75.19	Sp1: 117.13 (56)	Avg.: 92.07

PERFORMANCE ANALYSIS 2 TRAINING 3

Number of Competitors: 77

Bib	Name	Nation	Positions			Partials			Difference		Speed		
			Pos.	Time	Rank	Pos.	Time	Rank	Time	Dist(m)	Pos.	Km/h	Rank
29	CLAREY Johan	FRA	Int1: 27.58 (35)			I1-I2: 30.53 (24)			0.65		Sp1: 119.73 (37)		
			Int2: 58.11 (33)			I2-I3: 18.32 (23)			1.05				
			Int3: 1:16.43 (30)			I3-I4: 13.27 (28)			1.39				
			Int4: 1:29.70 (29)			I4-Fin: 17.57 (22)			1.61				
			Fin: 1:47.27 (25)						1.90	49.06	Avg.: 92.96		
30	POISSON David	FRA	Int1: 27.42 (27)			I1-I2: 30.37 (18)			0.49		Sp1: 123.00 (13)		
			Int2: 57.79 (22)			I2-I3: 18.27 (18)			0.73				
			Int3: 1:16.06 (19)			I3-I4: 13.17 (19)			1.02				
			Int4: 1:29.23 (20)			I4-Fin: 17.26 (5)			1.14				
			Fin: 1:46.49 (14)						1.12	29.13	Avg.: 93.64		
31	JANSRUD Kjetil	NOR	Int1:			I1-I2:					Sp1:		
			Int2:			I2-I3:							
			Int3:			I3-I4:							
			Int4:			I4-Fin:							
			Fin: DNS								Avg.:		
32	RAICH Benjamin	AUT	Int1: 27.42 (27)			I1-I2: 30.24 (14)			0.49		Sp1: 117.90 (50)		
			Int2: 57.66 (17)			I2-I3: 18.62 (48)			0.60				
			Int3: 1:16.28 (24)			I3-I4: 13.59 (52)			1.24				
			Int4: 1:29.87 (33)			I4-Fin: 18.02 (44)			1.78				
			Fin: 1:47.89 (35)						2.52	64.70	Avg.: 92.43		
33	LIGETY Ted	USA	Int1:			I1-I2:					Sp1:		
			Int2:			I2-I3:							
			Int3:			I3-I4:							
			Int4:			I4-Fin:							
			Fin: DNS								Avg.:		
34	PARIS Dominik	ITA	Int1: 27.63 (39)			I1-I2: 30.39 (19)			0.70		Sp1: 114.89 (65)		
			Int2: 58.02 (29)			I2-I3: 18.35 (24)			0.96				
			Int3: 1:16.37 (25)			I3-I4: 13.30 (30)			1.33				
			Int4: 1:29.67 (28)			I4-Fin: 17.44 (13)			1.58				
			Fin: 1:47.11 (22)						1.74	45.00	Avg.: 93.10		
35	KLOTZ Siegmund	ITA	Int1: 27.11 (7)			I1-I2: 30.42 (21)			0.18		Sp1: 124.42 (6)		
			Int2: 57.53 (16)			I2-I3: 18.41 (31)			0.47				
			Int3: 1:15.94 (16)			I3-I4: 13.28 (29)			0.90				
			Int4: 1:29.22 (19)			I4-Fin: 17.55 (20)			1.13				
			Fin: 1:46.77 (19)						1.40	36.32	Avg.: 93.40		
36	PUCHNER Joachim	AUT	Int1: 27.00 (3)			I1-I2: 30.93 (42)			0.07		Sp1: 114.64 (66)		
			Int2: 57.93 (27)			I2-I3: 18.49 (35)			0.87				
			Int3: 1:16.42 (29)			I3-I4: 13.32 (31)			1.38				
			Int4: 1:29.74 (30)			I4-Fin: 17.81 (36)			1.65				
			Fin: 1:47.55 (31)						2.18	56.15	Avg.: 92.72		
37	GANONG Travis	USA	Int1: 27.47 (32)			I1-I2: 30.83 (40)			0.54		Sp1: 116.88 (58)		
			Int2: 58.30 (35)			I2-I3: 18.62 (48)			1.24				
			Int3: 1:16.92 (37)			I3-I4: 13.05 (10)			1.88				
			Int4: 1:29.97 (36)			I4-Fin: 17.46 (17)			1.88				
			Fin: 1:47.43 (30)						2.06	53.12	Avg.: 92.82		
38	NYMAN Steven	USA	Int1: 27.72 (46)			I1-I2: 31.32 (56)			0.79		Sp1: 121.89 (22)		
			Int2: 59.04 (50)			I2-I3: 18.47 (34)			1.98				
			Int3: 1:17.51 (45)			I3-I4:			2.47				
			Int4:			I4-Fin:							
			Fin: DNF								Avg.:		

PERFORMANCE ANALYSIS 2 TRAINING 3

Number of Competitors: 77

Bib	Name	Nation	Positions			Partials			Difference		Speed		
			Pos.	Time	Rank	Pos.	Time	Rank	Time	Dist(m)	Pos.	Km/h	Rank
39	GISIN Marc	SUI	Int1: 27.26 (15)	I1-I2: 31.23 (51)	0.33		Sp1: 117.13 (56)						
			Int2: 58.49 (39)	I2-I3: 18.58 (42)	1.43								
			Int3: 1:17.07 (39)	I3-I4: 13.56 (49)	2.03								
			Int4: 1:30.63 (42)	I4-Fin: 18.07 (46)	2.54								
			Fin: 1:48.70 (43)		3.33	84.86	Avg.: 91.74						
40	STAUDACHER Patrick	ITA	Int1: 27.43 (29)	I1-I2: 30.30 (16)	0.50		Sp1: 119.20 (42)						
			Int2: 57.73 (20)	I2-I3: 18.50 (36)	0.67								
			Int3: 1:16.23 (23)	I3-I4: 13.41 (38)	1.19								
			Int4: 1:29.64 (27)	I4-Fin: 17.76 (33)	1.55								
			Fin: 1:47.40 (28)		2.03	52.36	Avg.: 92.85						
41	BERTRAND Yannick	FRA	Int1: 27.35 (19)	I1-I2: 30.43 (23)	0.42		Sp1: 125.58 (3)						
			Int2: 57.78 (21)	I2-I3: 18.14 (10)	0.72								
			Int3: 1:15.92 (15)	I3-I4: 13.26 (27)	0.88								
			Int4: 1:29.18 (17)	I4-Fin: 17.36 (9)	1.09								
			Fin: 1:46.54 (15)		1.17	30.42	Avg.: 93.60						
42	FRANZ Max	AUT	Int1: 27.37 (22)	I1-I2: 30.69 (32)	0.44		Sp1: 121.07 (25)						
			Int2: 58.06 (31)	I2-I3: 18.45 (33)	1.00								
			Int3: 1:16.51 (33)	I3-I4: 13.39 (36)	1.47								
			Int4: 1:29.90 (34)	I4-Fin: 18.05 (45)	1.81								
			Fin: 1:47.95 (37)		2.58	66.20	Avg.: 92.38						
43	SPESCHA Christian	SUI	Int1: 27.70 (44)	I1-I2:	0.77		Sp1:						
			Int2:	I2-I3:									
			Int3:	I3-I4:									
			Int4:	I4-Fin:									
			Fin: DNF				Avg.:						
44	MARKIC Gasper	SLO	Int1: 27.05 (5)	I1-I2: 31.00 (46)	0.12		Sp1: 116.37 (62)						
			Int2: 58.05 (30)	I2-I3: 18.69 (54)	0.99								
			Int3: 1:16.74 (36)	I3-I4: 13.21 (22)	1.70								
			Int4: 1:29.95 (35)	I4-Fin: 17.70 (28)	1.86								
			Fin: 1:47.65 (33)		2.28	58.67	Avg.: 92.63						
45	OREILLER Ami	SUI	Int1: 27.63 (39)	I1-I2: 31.09 (48)	0.70		Sp1: 119.73 (37)						
			Int2: 58.72 (43)	I2-I3: 18.41 (31)	1.66								
			Int3: 1:17.13 (41)	I3-I4: 13.63 (55)	2.09								
			Int4: 1:30.76 (44)	I4-Fin: 18.48 (61)	2.67								
			Fin: 1:49.24 (48)		3.87	98.13	Avg.: 91.29						
46	ZRNCIC-DIM Natko	CRO	Int1: 28.19 (64)	I1-I2: 30.78 (35)	1.26		Sp1: 118.68 (46)						
			Int2: 58.97 (47)	I2-I3: 18.38 (28)	1.91								
			Int3: 1:17.35 (44)	I3-I4: 13.51 (45)	2.31								
			Int4: 1:30.86 (45)	I4-Fin: 17.87 (38)	2.77								
			Fin: 1:48.73 (44)		3.36	85.60	Avg.: 91.71						
47	THANEI Stefan	ITA	Int1: 27.62 (38)	I1-I2: 30.81 (38)	0.69		Sp1: 122.17 (20)						
			Int2: 58.43 (38)	I2-I3: 18.66 (51)	1.37								
			Int3: 1:17.09 (40)	I3-I4: 13.57 (50)	2.05								
			Int4: 1:30.66 (43)	I4-Fin: 17.92 (39)	2.57								
			Fin: 1:48.58 (42)		3.21	81.89	Avg.: 91.84						
48	PATSCHIEDER Hagen	ITA	Int1: 28.09 (62)	I1-I2: 30.93 (42)	1.16		Sp1: 120.26 (32)						
			Int2: 59.02 (48)	I2-I3: 18.58 (42)	1.96								
			Int3: 1:17.60 (47)	I3-I4: 13.77 (61)	2.56								
			Int4: 1:31.37 (52)	I4-Fin: 18.39 (60)	3.28								
			Fin: 1:49.76 (57)		4.39	110.79	Avg.: 90.85						

PERFORMANCE ANALYSIS 2 TRAINING 3

Number of Competitors: 77

Bib	Name	Nation	Positions			Partials			Difference		Speed		
			Pos.	Time	Rank	Pos.	Time	Rank	Time	Dist(m)	Pos.	Km/h	Rank
49	STECHERT Tobias	GER	Int1: 27.78 (50)			I1-I2: 31.84 (64)			0.85		Sp1: 120.53 (30)		
			Int2: 59.62 (59)			I2-I3: 18.53 (38)			2.56				
			Int3: 1:18.15 (57)			I3-I4: 13.45 (40)			3.11				
			Int4: 1:31.60 (57)			I4-Fin: 18.12 (48)			3.51				
			Fin: 1:49.72 (56)						4.35	109.82	Avg.: 90.89		
50	FAYED Guillermo	FRA	Int1: 27.23 (12)			I1-I2: 30.64 (29)			0.30		Sp1: 121.62 (23)		
			Int2: 57.87 (25)			I2-I3: 18.35 (24)			0.81				
			Int3: 1:16.22 (22)			I3-I4: 13.79 (62)			1.18				
			Int4: 1:30.01 (38)			I4-Fin: 18.28 (55)			1.92				
			Fin: 1:48.29 (40)						2.92	74.69	Avg.: 92.09		
51	ROMAR Andreas	FIN	Int1: 27.66 (43)			I1-I2: 31.49 (59)			0.73		Sp1: 121.07 (25)		
			Int2: 59.15 (54)			I2-I3: 18.56 (41)			2.09				
			Int3: 1:17.71 (49)			I3-I4: 13.34 (33)			2.67				
			Int4: 1:31.05 (46)			I4-Fin: 18.59 (63)			2.96				
			Fin: 1:49.64 (54)						4.27	107.88	Avg.: 90.95		
52	REICHELTH Hannes	AUT	Int1: 27.88 (55)			I1-I2: 30.73 (34)			0.95		Sp1: 121.07 (25)		
			Int2: 58.61 (42)			I2-I3: 18.53 (38)			1.55				
			Int3: 1:17.14 (42)			I3-I4: 13.17 (19)			2.10				
			Int4: 1:30.31 (39)			I4-Fin: 17.60 (25)			2.22				
			Fin: 1:47.91 (36)						2.54	65.20	Avg.: 92.41		
53	WAGNER Hannes	GER	Int1: 27.84 (53)			I1-I2: 32.43 (70)			0.91		Sp1: 119.73 (37)		
			Int2: 1:00.27 (66)			I2-I3:			3.21				
			Int3:			I3-I4:							
			Int4:			I4-Fin:							
			Fin: DNF								Avg.:		
54	FISHER Erik	USA	Int1: 27.60 (37)			I1-I2: 31.48 (58)			0.67		Sp1: 121.34 (24)		
			Int2: 59.08 (52)			I2-I3: 18.51 (37)			2.02				
			Int3: 1:17.59 (46)			I3-I4: 13.48 (44)			2.55				
			Int4: 1:31.07 (47)			I4-Fin: 18.21 (51)			2.98				
			Fin: 1:49.28 (49)						3.91	99.11	Avg.: 91.25		
55	MARSAGLIA Matteo	ITA	Int1: 28.43 (69)			I1-I2: 30.89 (41)			1.50		Sp1: 120.00 (35)		
			Int2: 59.32 (56)			I2-I3: 18.61 (47)			2.26				
			Int3: 1:17.93 (55)			I3-I4: 13.32 (31)			2.89				
			Int4: 1:31.25 (50)			I4-Fin: 17.57 (22)			3.16				
			Fin: 1:48.82 (45)						3.45	87.82	Avg.: 91.64		
56	PASQUIER Alexandre	FRA	Int1: 28.31 (67)			I1-I2: 31.44 (57)			1.38		Sp1: 117.39 (53)		
			Int2: 59.75 (62)			I2-I3: 18.65 (50)			2.69				
			Int3: 1:18.40 (60)			I3-I4: 13.66 (57)			3.36				
			Int4: 1:32.06 (60)			I4-Fin: 18.30 (59)			3.97				
			Fin: 1:50.36 (59)						4.99	125.25	Avg.: 90.36		
57	KEPPLER Stephan	GER	Int1: 28.20 (65)			I1-I2: 30.82 (39)			1.27		Sp1: 123.00 (13)		
			Int2: 59.02 (48)			I2-I3: 18.24 (15)			1.96				
			Int3: 1:17.26 (43)			I3-I4: 13.17 (19)			2.22				
			Int4: 1:30.43 (41)			I4-Fin: 17.54 (19)			2.34				
			Fin: 1:47.97 (38)						2.60	66.70	Avg.: 92.36		
58	BOURQUE Francois	CAN	Int1: 27.93 (57)			I1-I2: 31.99 (65)			1.00		Sp1: 114.64 (66)		
			Int2: 59.92 (63)			I2-I3: 18.93 (59)			2.86				
			Int3: 1:18.85 (64)			I3-I4: 13.54 (47)			3.81				
			Int4: 1:32.39 (63)			I4-Fin: 18.28 (55)			4.30				
			Fin: 1:50.67 (63)						5.30	132.66	Avg.: 90.11		

PERFORMANCE ANALYSIS 2 TRAINING 3

Number of Competitors: 77

Bib	Name	Nation	Positions			Partials			Difference		Speed		
			Pos.	Time	Rank	Pos.	Time	Rank	Time	Dist(m)	Pos.	Km/h	Rank
59	HELIE Louis-Pierre	CAN	Int1: 28.03 (61)			I1-I2: 31.25 (53)			1.10		Sp1: 114.64 (66)		
			Int2: 59.28 (55)			I2-I3: 19.03 (63)			2.22				
			Int3: 1:18.31 (59)			I3-I4: 13.23 (24)			3.27				
			Int4: 1:31.54 (55)			I4-Fin: 18.14 (49)			3.45				
			Fin: 1:49.68 (55)						4.31	108.85	Avg.: 90.92		
60	BANK Ondrej	CZE	Int1: 27.63 (39)			I1-I2:			0.70		Sp1: 118.68 (46)		
			Int2:			I2-I3:			1.17				
			Int3: 1:16.21 (21)			I3-I4: 13.36 (35)			1.48				
			Int4: 1:29.57 (25)			I4-Fin: 17.71 (31)			1.91	49.32	Avg.: 92.95		
			Fin: 1:47.28 (26)										
61	KLINE Bostjan	SLO	Int1: 27.76 (49)			I1-I2: 31.66 (61)			0.83		Sp1: 117.39 (53)		
			Int2: 59.42 (57)			I2-I3: 18.84 (56)			2.36				
			Int3: 1:18.26 (58)			I3-I4: 13.54 (47)			3.22				
			Int4: 1:31.80 (58)			I4-Fin: 18.80 (67)			3.71				
			Fin: 1:50.60 (62)						5.23	130.99	Avg.: 90.16		
62	THOMSEN Benjamin	CAN	Int1: 27.82 (52)			I1-I2: 31.31 (55)			0.89		Sp1: 116.63 (61)		
			Int2: 59.13 (53)			I2-I3: 18.74 (55)			2.07				
			Int3: 1:17.87 (53)			I3-I4: 13.42 (39)			2.83				
			Int4: 1:31.29 (51)			I4-Fin: 18.29 (57)			3.20				
			Fin: 1:49.58 (53)						4.21	106.42	Avg.: 91.00		
63	NELLA Tyler	CAN	Int1: 28.24 (66)			I1-I2: 32.02 (66)			1.31		Sp1: 105.26 (73)		
			Int2: 1:00.26 (65)			I2-I3: 20.80 (70)			3.20				
			Int3: 1:21.06 (70)			I3-I4: 13.99 (68)			6.02				
			Int4: 1:35.05 (69)			I4-Fin: 18.79 (66)			6.96				
			Fin: 1:53.84 (69)						8.47	206.10	Avg.: 87.60		
64	COOK Dustin	CAN	Int1: 27.81 (51)			I1-I2: 31.13 (49)			0.88		Sp1: 119.20 (42)		
			Int2: 58.94 (46)			I2-I3: 18.97 (60)			1.88				
			Int3: 1:17.91 (54)			I3-I4: 13.46 (41)			2.87				
			Int4: 1:31.37 (52)			I4-Fin: 17.97 (43)			3.28				
			Fin: 1:49.34 (51)						3.97	100.58	Avg.: 91.20		
65	VILETTA Sandro	SUI	Int1: 28.73 (74)			I1-I2: 31.23 (51)			1.80		Sp1: 119.73 (37)		
			Int2: 59.96 (64)			I2-I3: 18.68 (53)			2.90				
			Int3: 1:18.64 (63)			I3-I4: 13.63 (55)			3.60				
			Int4: 1:32.27 (62)			I4-Fin: 18.08 (47)			4.18				
			Fin: 1:50.35 (58)						4.98	125.01	Avg.: 90.37		
66	ERICSSON Daniel	SWE	Int1: 27.88 (55)			I1-I2: 31.64 (60)			0.95		Sp1: 120.80 (28)		
			Int2: 59.52 (58)			I2-I3: 18.53 (38)			2.46				
			Int3: 1:18.05 (56)			I3-I4: 13.80 (63)			3.01				
			Int4: 1:31.85 (59)			I4-Fin: 17.45 (14)			3.76				
			Fin: 1:49.30 (50)						3.93	99.60	Avg.: 91.24		
67	LYSDAHL Espen	NOR	Int1: 27.96 (58)			I1-I2: 31.73 (62)			1.03		Sp1: 118.42 (48)		
			Int2: 59.69 (61)			I2-I3: 18.89 (57)			2.63				
			Int3: 1:18.58 (61)			I3-I4: 13.59 (52)			3.54				
			Int4: 1:32.17 (61)			I4-Fin: 18.29 (57)			4.08				
			Fin: 1:50.46 (61)						5.09	127.64	Avg.: 90.28		
68	KRIZAJ Andrej	SLO	Int1: 27.75 (48)			I1-I2: 31.29 (54)			0.82		Sp1: 120.26 (32)		
			Int2: 59.04 (50)			I2-I3: 18.67 (52)			1.98				
			Int3: 1:17.71 (49)			I3-I4: 13.66 (57)			2.67				
			Int4: 1:31.37 (52)			I4-Fin: 17.79 (35)			3.28				
			Fin: 1:49.16 (47)						3.79	96.17	Avg.: 91.35		

PERFORMANCE ANALYSIS 2 TRAINING 3

Number of Competitors: 77

Bib	Name	Nation	Positions			Partials			Difference		Speed								
			Pos.	Time	Rank	Pos.	Time	Rank	Time	Dist(m)	Pos.	Km/h	Rank						
69	TERRA Ferran	SPA	Int1: 27.86 (54)	Int2: 58.80 (45)	Int3: 1:17.71 (49)	Int4: 1:31.23 (49)	Fin: 1:48.93 (46)	I1-I2: 30.94 (45)	I2-I3: 18.91 (58)	I3-I4: 13.52 (46)	I4-Fin: 17.70 (28)	0.93	1.74	2.67	3.14	3.56	90.53	Sp1: 119.20 (42)	Avg.: 91.55
70	DRAKE Ed	GBR	Int1: 28.34 (68)	Int2: 1:00.39 (69)	Int3: 1:19.62 (67)	Int4: 1:33.47 (67)	Fin: 1:52.12 (66)	I1-I2: 32.05 (67)	I2-I3: 19.23 (67)	I3-I4: 13.85 (64)	I4-Fin: 18.65 (64)	1.41	3.33	4.58	5.38	6.75	166.76	Sp1: 115.38 (64)	Avg.: 88.94
71	SIROKI Tin	CRO	Int1: 28.48 (70)	Int2: 1:00.31 (67)	Int3: 1:19.34 (65)	Int4: 1:33.19 (66)	Fin: 1:52.07 (65)	I1-I2: 31.83 (63)	I2-I3: 19.03 (63)	I3-I4: 13.85 (64)	I4-Fin: 18.88 (69)	1.55	3.25	4.30	5.10	6.70	165.60	Sp1: 118.16 (49)	Avg.: 88.98
72	BALDWIN TJ	GBR	Int1: 28.56 (71)	Int2: 1:00.88 (70)	Int3: 1:20.27 (68)	Int4: 1:34.18 (68)	Fin: 1:52.69 (67)	I1-I2: 32.32 (69)	I2-I3: 19.39 (68)	I3-I4: 13.91 (66)	I4-Fin: 18.51 (62)	1.63	3.82	5.23	6.09	7.32	179.93	Sp1: 110.42 (72)	Avg.: 88.49
73	GOERGL Stephan	AUT	Int1: 27.96 (58)	Int2: 58.59 (41)	Int3: 1:17.67 (48)	Int4: 1:31.14 (48)	Fin: 1:49.38 (52)	I1-I2: 30.63 (27)	I2-I3: 19.08 (65)	I3-I4: 13.47 (43)	I4-Fin: 18.24 (53)	1.03	1.53	2.63	3.05	4.01	101.55	Sp1: 116.88 (58)	Avg.: 91.17
74	DE TESSIERES Gauthier	FRA	Int1: 28.01 (60)	Int2: 58.79 (44)	Int3: 1:17.80 (52)	Int4: 1:31.55 (56)	Fin: 1:50.37 (60)	I1-I2: 30.78 (35)	I2-I3: 19.01 (62)	I3-I4: 13.75 (60)	I4-Fin: 18.82 (68)	1.08	1.73	2.76	3.46	5.00	125.49	Sp1: 114.64 (66)	Avg.: 90.35
75	JITLOFF Tim	USA	Int1: 28.17 (63)	Int2: 1:00.36 (68)	Int3: 1:19.48 (66)	Int4: 1:33.06 (65)	Fin: 1:52.74 (68)	I1-I2: 32.19 (68)	I2-I3: 19.12 (66)	I3-I4: 13.58 (51)	I4-Fin: 19.68 (71)	1.24	3.30	4.44	4.97	7.37	181.08	Sp1: 113.20 (71)	Avg.: 88.45
76	FORD Tommy	USA	Int1: 28.60 (72)	Int2: 59.62 (59)	Int3: 1:18.61 (62)	Int4: 1:32.53 (64)	Fin: 1:50.73 (64)	I1-I2: 31.02 (47)	I2-I3: 18.99 (61)	I3-I4: 13.92 (67)	I4-Fin: 18.20 (50)	1.67	2.56	3.57	4.44	5.36	134.08	Sp1: 119.73 (37)	Avg.: 90.06
77	BABUSIAK Jaroslav	SVK	Int1: 28.69 (73)	Int2: 1:01.41 (71)	Int3: 1:21.04 (69)	Int4: 1:35.28 (70)	Fin: 1:54.66 (70)	I1-I2: 32.72 (71)	I2-I3: 19.63 (69)	I3-I4: 14.24 (69)	I4-Fin: 19.38 (70)	1.76	4.35	6.00	7.19	9.29	224.43	Sp1: 114.16 (70)	Avg.: 86.97

LEGEND	Pos Intermediate or Speed Position	Int1: Intermediate 1	Int4: Intermediate 4	DNS Did Not Start
Avg. Average Speed for the race	Int2: Intermediate 2	DNF Did Not Finish	Fin: Finish	
Dist(m) Distance behind the first	Int3: Intermediate 3	Sp1: Speed Trap 1		

