

AUDI FIS SKI WORLD CUP 2010/11 Beaver Creek (USA)



2nd MEN'S DOWNHILL

TUE 30 NOV 2010

ALPHABETICAL LIST OF COMPETITORS TRAINING 1

Number of Competitors: 79, Number of NSA: 16

Nation	FIS Code	Name	FIS Points (11th of November 2010 – List 4)									
			DH		SL		GS		SG		SC	
AUT (11)	51215	BAUMANN Romed	5.74	(27)	25.00	(304)	3.49	(10)	13.31	(62)	3.66	(6)
	53817	FRANZ Max	11.34	(50)	32.96	(519)	26.19	(325)	19.41	(120)	32.96	(129)
	50600	GOERGL Stephan	38.90	(180)	174.16	(4759)	6.18	(34)	8.62	(45)	–	–
	50833	GRUGGER Hans	4.85	(17)	140.90	(4136)	31.87	(476)	6.89	(36)	–	–
	50753	KROELL Klaus	4.41	(11)	970.08	(6355)	281.57	(5975)	5.96	(28)	–	–
	51327	PUCHNER Joachim	7.55	(34)	60.62	(1508)	19.65	(182)	10.63	(54)	5.77	(28)
	50625	RAICH Benjamin	16.81	(73)	2.47	(5)	1.05	(4)	3.04	(4)	0.00	(1)
	50742	REICHELTH Hannes	16.53	(70)	496.12	(6144)	5.57	(26)	3.73	(9)	27.97	(97)
	51005	SCHEIBER Mario	2.88	(5)	36.98	(668)	10.10	(53)	3.52	(7)	6.22	(35)
	50858	STREITBERGER Georg	16.47	(69)	315.45	(5875)	60.02	(1513)	4.68	(18)	6.82	(37)
50041	WALCHHOFFER Michael	3.32	(7)	102.27	(2991)	51.11	(1165)	1.60	(3)	33.95	(134)	
CAN (8)	102814	BOURQUE Francois	19.39	(84)	37.50	(686)	9.40	(48)	6.00	(31)	31.23	(117)
	100558	COOK Dustin	27.56	(127)	20.14	(209)	14.10	(91)	15.38	(79)	28.70	(101)
	102961	DIXON Robbie	5.58	(24)	66.86	(1760)	12.72	(76)	5.52	(24)	48.45	(215)
	102263	GUAY Erik	4.32	(10)	237.14	(5475)	14.03	(89)	0.62	(2)	140.94	(905)
	103090	HELIE Louis–Pierre	21.64	(95)	23.80	(276)	34.23	(546)	12.79	(60)	53.40	(254)
	103375	NELLA Tyler	26.80	(122)	57.52	(1373)	14.23	(94)	17.86	(98)	70.61	(366)
	102899	OSBORNE–PARADIS Manuel	3.38	(8)	113.94	(3378)	24.62	(280)	3.96	(11)	–	–
	103271	THOMSEN Benjamin	23.26	(104)	37.41	(682)	31.41	(459)	25.45	(161)	45.44	(200)
CRO (3)	380260	KOSTELIC Ivica	5.67	(25)	1.44	(3)	5.03	(17)	4.88	(21)	0.82	(3)
	380298	SIROKI Tin	37.04	(168)	25.77	(328)	27.37	(355)	33.44	(237)	36.51	(153)
	380292	ZRNCIC–DIM Natko	15.62	(65)	12.42	(91)	22.90	(239)	18.49	(109)	3.82	(7)
CZE (1)	150398	BANK Ondrej	21.89	(96)	7.29	(42)	5.69	(27)	29.88	(204)	4.38	(11)
FIN (1)	180570	ROMAR Andreas	16.32	(68)	18.54	(176)	12.31	(71)	13.76	(65)	27.97	(97)
FRA (7)	191591	BERTRAND Yannick	9.16	(41)	490.05	(6134)	30.30	(429)	12.53	(57)	35.20	(144)
	191740	CLAREY Johan	5.46	(22)	49.63	(1080)	53.32	(1255)	20.52	(132)	8.07	(41)
	191746	DE TESSIERES Gauthier	41.46	(199)	14.21	(112)	6.15	(33)	6.25	(32)	31.35	(118)
	192932	FAYED Guillermo	15.53	(64)	57.12	(1359)	85.30	(2528)	20.40	(130)	32.48	(127)
	193560	PASQUIER Alexandre	18.55	(81)	106.93	(3153)	19.82	(183)	17.87	(99)	27.03	(94)
	191964	POISSON David	5.08	(19)	249.95	(5578)	25.44	(303)	18.43	(107)	126.51	(780)
	192746	THEAUX Adrien	5.88	(29)	37.84	(698)	10.18	(55)	4.65	(17)	4.96	(18)

30-11-2010 / Beaver Creek (USA) / 6914

Page 1/3

Data Processing by LONGINES

www.fis-ski.com

LONGINES Timing

Generation Date: MON 29 NOV 2010

Time: 20:50

Document: 32E 1.0



ALPHABETICAL LIST OF COMPETITORS TRAINING 1

Number of Competitors: 79, Number of NSA: 16

Nation	FIS Code	Name	FIS Points (11th of November 2010 – List 4)									
			DH		SL		GS		SG		SC	
GBR (2)	220874	BALDWIN TJ	39.46	(186)	30.92	(469)	32.54	(494)	25.79	(164)	30.76	(112)
	220656	DRAKE Ed	35.55	(161)	–		24.34	(273)	9.32	(46)	31.50	(120)
GER (3)	201606	KEPPLER Stephan	19.21	(82)	511.17	(6162)	45.13	(938)	9.98	(49)	33.50	(132)
	201811	STECHERT Tobias	14.56	(62)	140.83	(4132)	71.91	(2007)	16.89	(93)	51.45	(235)
	201900	WAGNER Hannes	16.70	(71)	29.91	(441)	48.64	(1060)	13.49	(64)	19.30	(67)
ITA (9)	292455	FILL Peter	4.65	(14)	46.00	(937)	17.22	(127)	4.11	(13)	4.57	(13)
	292514	HEEL Werner	2.99	(6)	217.97	(5322)	100.02	(3081)	4.48	(15)	5.99	(29)
	293006	INNERHOFER Christof	5.99	(30)	18.70	(179)	15.52	(101)	4.94	(22)	4.57	(13)
	294277	KLOTZ Siegmund	6.78	(33)	30.92	(469)	25.62	(311)	20.10	(128)	20.98	(73)
	293550	MARSAGLIA Matteo	17.77	(78)	17.80	(161)	15.89	(107)	14.45	(71)	8.78	(42)
	291459	PARIS Dominik	6.00	(32)	45.26	(913)	42.49	(843)	14.45	(71)	5.17	(21)
	294911	PATSCHER Hagen	14.36	(61)	89.22	(2566)	21.22	(208)	15.71	(82)	36.32	(152)
	290998	STAUDACHER Patrick	8.84	(39)	224.89	(5382)	100.63	(3100)	3.58	(8)	38.74	(164)
	292291	THANEI Stefan	13.28	(58)	83.63	(2388)	47.57	(1020)	9.34	(47)	6.69	(36)
NOR (3)	421483	JANSRUD Kjetil	15.04	(63)	14.67	(119)	1.01	(3)	5.81	(26)	4.07	(8)
	421954	LYSDAHL Espen	31.24	(141)	13.61	(104)	13.72	(84)	15.95	(84)	19.47	(68)
	421328	SVINDAL Aksel Lund	2.82	(4)	16.67	(149)	2.56	(8)	0.00	(1)	4.45	(12)
SLO (7)	560406	GORZA Ales	71.69	(463)	32.65	(510)	13.14	(82)	4.98	(23)	6.82	(37)
	560332	JERMAN Andrej	4.65	(14)	59.20	(1448)	31.67	(469)	5.63	(25)	38.74	(164)
	561216	KLINE Bostjan	22.99	(102)	20.68	(215)	20.89	(202)	14.13	(70)	42.56	(177)
	561085	KRIZAJ Andrej	31.50	(142)	40.94	(774)	37.84	(688)	12.39	(56)	63.98	(320)
	561087	MARKIC Gasper	12.49	(53)	46.04	(939)	20.24	(191)	9.78	(48)	20.41	(71)
	561067	PERKO Rok	5.99	(30)	64.29	(1655)	24.38	(275)	6.90	(37)	50.94	(231)
	560447	SPORN Andrej	4.46	(12)	32.83	(515)	21.50	(213)	7.13	(38)	26.35	(91)
SPA (1)	491129	TERRA Ferran	33.02	(150)	79.24	(2211)	18.59	(161)	29.02	(191)	49.27	(224)
SUI (9)	510030	CUCHE Didier	0.00	(1)	1101.68	(6381)	3.25	(9)	3.34	(6)	9.31	(43)
	511529	GISIN Marc	8.76	(38)	14.54	(118)	12.36	(72)	15.65	(81)	19.53	(69)
	510747	GRUENENFELDER Tobias	5.52	(23)	490.05	(6134)	19.38	(173)	3.88	(10)	40.35	(170)
	511313	JANKA Carlo	1.13	(2)	71.22	(1920)	0.00	(1)	3.11	(5)	0.48	(2)
	511139	KUENG Patrick	4.92	(18)	32.14	(497)	26.51	(330)	7.16	(39)	25.47	(90)
	511405	OREILLER Ami	13.51	(59)	39.96	(748)	14.91	(97)	12.64	(58)	19.27	(66)
	511634	SPESCHA Christian	12.49	(53)	51.63	(1153)	8.46	(42)	10.45	(53)	10.31	(47)
	511352	VILETTA Sandro	27.81	(129)	16.05	(138)	5.13	(18)	6.32	(34)	4.79	(17)
	510890	ZURBRIGGEN Silvan	12.11	(51)	2.07	(4)	17.02	(124)	22.69	(144)	1.44	(5)
SVK (1)	700724	BABUSIAK Jaroslav	74.94	(499)	23.99	(285)	23.41	(249)	36.14	(261)	65.98	(335)
SWE (3)	501230	ERICSSON Daniel	27.94	(131)	28.13	(391)	23.31	(246)	14.82	(76)	18.28	(65)
	500150	JAERBYN Patrik	5.70	(26)	454.57	(6113)	137.09	(4244)	5.99	(30)	–	
	501076	OLSSON Hans	4.59	(13)	14.28	(113)	17.93	(143)	15.36	(78)	29.76	(105)




ALPHABETICAL LIST OF COMPETITORS TRAINING 1

Number of Competitors: 79, Number of NSA: 16

Nation	FIS Code	Name	FIS Points (11th of November 2010 – List 4)									
			DH		SL		GS		SG		SC	
USA (10)	534939	FISHER Erik	18.16	(80)	45.61	(925)	19.39	(174)	18.29	(104)	22.05	(75)
	531799	FORD Tommy	50.84	(263)	10.29	(65)	7.99	(40)	32.85	(234)	43.49	(184)
	534289	FRANK Chris	36.75	(166)	15.87	(135)	12.88	(79)	15.78	(83)	32.50	(128)
	530874	GANONG Travis	8.21	(36)	71.77	(1942)	23.83	(257)	12.68	(59)	76.38	(415)
	534959	JITLOFF Tim	49.66	(256)	14.75	(122)	9.85	(50)	25.29	(158)	28.99	(102)
	534562	LIGETY Ted	23.98	(108)	5.93	(26)	0.00	(1)	4.83	(20)	4.09	(9)
	532431	MILLER Bode	4.68	(16)	6.23	(33)	9.99	(51)	4.03	(12)	0.99	(4)
	533866	NYMAN Steven	8.27	(37)	74.37	(2029)	51.01	(1157)	16.77	(92)	21.60	(74)
	533131	SULLIVAN Marco	12.98	(55)	241.59	(5520)	40.13	(770)	5.96	(28)	139.73	(897)
	530939	WEIBRECHT Andrew	5.77	(28)	95.08	(2747)	34.44	(551)	4.78	(19)	9.31	(43)





AUDI FIS SKI WORLD CUP 2010/11 Beaver Creek (USA)



2nd MEN'S DOWNHILL

TUE 30 NOV 2010
Start Time: 12:30

DRAW LIST BY POINTS TRAINING 1

Number of Competitors: 79, Number of NSA: 16 Ranked 100 in the FIS List: FRAVI J. FIS Pts: 22.42

No.	FIS Code	Name	Nation	WCSL-DH	WCSL-O	FIS-DH
1	510030	CUCHE Didier	SUI	540 (1)	1027 (5)	0.00 (1)
2	511313	JANKA Carlo	SUI	461 (2)	1444 (1)	1.13 (2)
3	421328	SVINDAL Aksel Lund	NOR	375 (3)	1119 (3)	2.82 (3)
4	51005	SCHEIBER Mario	AUT	371 (4)	595 (13)	2.88 (4)
5	50041	WALCHHOFER Michael	AUT	357 (5)	664 (10)	3.32 (6)
6	292514	HEEL Werner	ITA	283 (7)	462 (20)	2.99 (5)
7	102899	OSBORNE-PARADIS Manuel	CAN	273 (8)	439 (21)	3.38 (7)
8	50753	KROELL Klaus	AUT	214 (9)	282 (31)	4.41 (9)
9	102263	GUAY Erik	CAN	188 (11)	532 (16)	4.32 (8)
10	560447	SPORN Andrej	SLO	188 (11)	226 (42)	4.46 (10)
11	532431	MILLER Bode	USA	185 (13)	615 (12)	4.68 (14)
12	292455	FILL Peter	ITA	171 (14)	432 (22)	4.65 (12)
13	511139	KUENG Patrick	SUI	161 (15)	229 (40)	4.92 (16)
14	501076	OLSSON Hans	SWE	160 (16)	176 (55)	4.59 (11)
15	560332	JERMAN Andrej	SLO	160 (16)	227 (41)	4.65 (13)
16	+500 380260	KOSTELIC Ivica	CRO	101 (21)	1030 (4)	5.67 (21)
17	+500 510890	ZURBRIGGEN Silvan	SUI	79 (26)	779 (6)	12.11 (37)
18	+500 51215	BAUMANN Romed	AUT	72 (28)	500 (19)	5.74 (23)
19	50833	GRUGGER Hans	AUT	154 (18)	164 (56)	4.85 (15)
20	191740	CLAREY Johan	FRA	139 (19)	153 (60)	5.46 (18)
21	191964	POISSON David	FRA	122 (20)	122 (63)	5.08 (17)
22	510747	GRUENENFELDER Tobias	SUI	92 (24)	347 (24)	5.52 (19)
23	102961	DIXON Robbie	CAN	85 (25)	186 (51)	5.58 (20)
24	500150	JAERBYN Patrik	SWE	76 (27)	154 (59)	5.70 (22)
25	192746	THEAUX Adrien	FRA	71 (29)	282 (31)	5.88 (25)
26	530939	WEIBRECHT Andrew	USA	70 (30)	213 (46)	5.77 (24)
27	293006	INNERHOFER Christof	ITA	61 (31)	299 (29)	5.99 (26)
28	50858	STREITBERGER Georg	AUT	54 (32)	184 (53)	16.47 (49)
29	561067	PERKO Rok	SLO	53 (33)	54 (89)	5.99 (27)
30	533131	SULLIVAN Marco	USA	50 (34)	94 (72)	12.98 (40)
31	+500 421483	JANSRUD Kjetil	NOR	15 (51)	558 (15)	15.04 (45)
32	+500 50625	RAICH Benjamin	AUT	9 (54)	1219 (2)	16.81 (52)
33	+500 534562	LIGETY Ted	USA	-	741 (8)	> 23.98 (62)
34	291459	PARIS Dominik	ITA	21 (48)	109 (65)	6.00 (28)
35	294277	KLOTZ Siegmur	ITA	-	-	6.78 (29)
36	51327	PUCHNER Joachim	AUT	12 (52)	68 (82)	7.55 (30)



DRAW LIST BY POINTS TRAINING 1

Number of Competitors: 79, Number of NSA: 16 Ranked 100 in the FIS List: FRAVI J. FIS Pts: 22.42

No.	FIS Code	Name	Nation	WCSL-DH	WCSL-O	FIS-DH
37	530874	GANONG Travis	USA	-	14 (129)	8.21 (31)
38	533866	NYMAN Steven	USA	41 (38)	41 (100)	8.27 (32)
39	511529	GISIN Marc	SUI	11 (53)	11 (134)	8.76 (33)
40	290998	STAUDACHER Patrick	ITA	46 (36)	219 (44)	8.84 (34)
41	191591	BERTRAND Yannick	FRA	34 (41)	50 (93)	9.16 (35)
42	53817	FRANZ Max	AUT	-	-	11.34 (36)
43	561087	MARKIC Gasper	SLO	-	2 (155)	12.49 (38)
44	511634	SPESCHA Christian	SUI	-	-	12.49 (39)
45	292291	THANEI Stefan	ITA	30 (43)	59 (86)	13.28 (41)
46	31-35 380292	ZRNCIC-DIM Natko	CRO	47 (35)	192 (48)	15.62 (47)
47	511405	OREILLER Ami	SUI	-	-	13.51 (42)
48	294911	PATSCHIEDER Hagen	ITA	-	-	14.36 (43)
49	201811	STECHELT Tobias	GER	-	9 (138)	14.56 (44)
50	192932	FAYED Guillermo	FRA	25 (44)	38 (102)	15.53 (46)
51	180570	ROMAR Andreas	FIN	-	-	16.32 (48)
52	50742	REICHELTHANNES Hannes	AUT	-	242 (38)	16.53 (50)
53	201900	WAGNER Hannes	GER	-	-	16.70 (51)
54	293550	MARSAGLIA Matteo	ITA	-	-	17.77 (53)
55	534939	FISHER Erik	USA	31 (42)	41 (100)	18.16 (54)
56	193560	PASQUIER Alexandre	FRA	-	-	18.55 (55)
57	201606	KEPPLER Stephan	GER	20 (49)	57 (87)	19.21 (56)
58	102814	BOURQUE Francois	CAN	-	6 (146)	19.39 (57)
59	103090	HELIE Louis-Pierre	CAN	8 (56)	8 (143)	21.64 (58)
60	150398	BANK Ondrej	CZE	-	223 (43)	21.89 (59)
61	561216	KLINE Bostjan	SLO	-	-	> 22.99 (60)
62	103271	THOMSEN Benjamin	CAN	-	-	> 23.26 (61)
63	103375	NELLA Tyler	CAN	-	-	> 26.80 (63)
64	100558	COOK Dustin	CAN	-	-	> 27.56 (64)
65	511352	VILETTA Sandro	SUI	-	187 (49)	> 27.81 (65)
66	501230	ERICSSON Daniel	SWE	-	-	> 27.94 (66)
67	421954	LYSDAHL Espen	NOR	-	-	> 31.24 (67)
68	561085	KRIZAJ Andrej	SLO	7 (57)	24 (116)	> 31.50 (68)
69	491129	TERRA Ferran	SPA	-	-	> 33.02 (69)
70	220656	DRAKE Ed	GBR	-	-	> 35.55 (70)
71	534289	FRANK Chris	USA	-	-	> 36.75 (71)
72	380298	SIROKI Tin	CRO	-	1 (157)	> 37.04 (72)
73	50600	GOERGL Stephan	AUT	-	23 (118)	> 38.90 (73)
74	220874	BALDWIN TJ	GBR	-	-	> 39.46 (74)
75	191746	DE TESSIERES Gauthier	FRA	-	53 (90)	> 41.46 (75)
76	534959	JITLOFF Tim	USA	-	9 (138)	> 49.66 (76)
77	531799	FORD Tommy	USA	-	17 (123)	> 50.84 (77)
78	560406	GORZA Ales	SLO	-	135 (61)	> 71.69 (78)
79	700724	BABUSIAK Jaroslav	SVK	-	-	> 74.94 (79)

DRAW LIST BY POINTS TRAINING 1

LEGEND			
+500	More than 500 points on WCSL-O after 15th place or after 30th place	FIS-DH	FIS points for Downhill
31-35	Between 31st and 35th on the WCSL-Disciplin but over 45th place	WCSL-O	Overall WCSL points
WCSL-DH	World Cup Start List points for Downhill	No.	Control Number

30-11-2010 / Beaver Creek (USA) / 6914

Page 3/3

Data Processing by LONGINES

www.fis-ski.com


LONGINES Timing

Generation Date: MON 29 NOV 2010

Time: 20:50

Document: 45B 1.0





AUDI FIS SKI WORLD CUP 2010/11 Beaver Creek (USA)



2nd MEN'S DOWNHILL START LIST TRAINING 1

TUE 30 NOV 2010
Start Time: 12:30

Jury			Technical Data	
TD FIS	G. WILLIAMSON	CAN	Course Name	Birds of Prey / Golden Eagle
Referee	G. HUJARA	FIS	Start Altitude	3483 m
Assistant Referee	H. SCHMALZL	FIS	Finish Altitude	2726 m
Chief of Race	J. ROBERTS	USA	Vertical Drop	757 m
			Course Length	
			Homologation Number	8588/10/07

Race Information

Course Setter	H. SCHMALZL	FIS		
Number of Gates				
Start Time	12:30			
Forerunners	A - J. SWENSSON	FIS	F - J. GOLDBERG	USA
	B - T. BIESEMAYER	USA	G - M. MARNO	USA
	C - W. BRANDENBURG	USA	H - B. RUBIE	USA
	D - P. DURAN	USA	I - M. HAMMER	USA
	E - W. MAPLE	USA	J - S. SNOW	USA

Number of Competitors: 79, Number of NSA: 16

Bib	FIS Code	Name	Year of Birth	Nation	Time	Ski
1	500150	JAERBYN Patrik	1969	SWE		Atomic
2	192746	THEAUX Adrien	1984	FRA		Salomon
3	102961	DIXON Robbie	1985	CAN		Rossignol
4	293006	INNERHOFER Christof	1984	ITA		Rossignol
5	191964	POISSON David	1982	FRA		Salomon
6	50858	STREITBERGER Georg	1981	AUT		Fischer
7	191740	CLAREY Johan	1981	FRA		Head
8	501076	OLSSON Hans	1984	SWE		Head
9	510890	ZURBRIGGEN Silvan	1981	SUI		Rossignol
10	511139	KUENG Patrick	1984	SUI		Salomon
11	292455	FILL Peter	1982	ITA		Atomic
12	50753	KROELL Klaus	1980	AUT		Salomon
13	102263	GUAY Erik	1981	CAN		Atomic
14	292514	HEEL Werner	1982	ITA		Head
15	510030	CUCHE Didier	1974	SUI		Head
16	50041	WALCHHOFER Michael	1975	AUT		Atomic
17	560447	SPORN Andrej	1981	SLO		Elan
18	511313	JANKA Carlo	1986	SUI		Atomic
19	421328	SVINDAL Aksel Lund	1982	NOR		Head
20	51005	SCHEIBER Mario	1983	AUT		Atomic

30-11-2010 / Beaver Creek (USA) / 6914

Page 1/3

Data Processing by LONGINES

www.fis-ski.com

LONGINES Timing

Generation Date: MON 29 NOV 2010

Time: 20:49

Document: 51A 1.0




Number of Competitors: 79, Number of NSA: 16

Bib	FIS Code	Name	Year of Birth	Nation	Time	Ski
21	102899	OSBORNE-PARADIS Manuel	1984	CAN	_____	Rossignol
22	532431	MILLER Bode	1977	USA	_____	Head
23	560332	JERMAN Andrej	1978	SLO	_____	Stoeckli
24	380260	KOSTELIC Ivica	1979	CRO	_____	Fischer
25	51215	BAUMANN Romed	1986	AUT	_____	Salomon
26	561067	PERKO Rok	1985	SLO	_____	Stoeckli
27	50833	GRUGGER Hans	1981	AUT	_____	Head
28	530939	WEIBRECHT Andrew	1986	USA	_____	Rossignol
29	533131	SULLIVAN Marco	1980	USA	_____	Rossignol
30	510747	GRUENENFELDER Tobias	1977	SUI	_____	Stoeckli
31	421483	JANSRUD Kjetil	1985	NOR	_____	Head
32	50625	RAICH Benjamin	1978	AUT	_____	Atomic
33	534562	LIGETY Ted	1984	USA	_____	Head
34	291459	PARIS Dominik	1989	ITA	_____	Nordica
35	294277	KLOTZ Siegmur	1987	ITA	_____	Nordica
36	51327	PUCHNER Joachim	1987	AUT	_____	Atomic
37	530874	GANONG Travis	1988	USA	_____	Atomic
38	533866	NYMAN Steven	1982	USA	_____	Fischer
39	511529	GISIN Marc	1988	SUI	_____	Nordica
40	290998	STAUDACHER Patrick	1980	ITA	_____	Head
41	191591	BERTRAND Yannick	1980	FRA	_____	
42	53817	FRANZ Max	1989	AUT	_____	Atomic
43	561087	MARKIC Gasper	1986	SLO	_____	Elan
44	511634	SPESCHA Christian	1989	SUI	_____	Stoeckli
45	292291	THANEI Stefan	1981	ITA	_____	Fischer
46	380292	ZRNCIC-DIM Natko	1986	CRO	_____	Atomic
47	511405	OREILLER Ami	1987	SUI	_____	Stoeckli
48	294911	PATSCHEIDER Hagen	1988	ITA	_____	Atomic
49	201811	STECHELT Tobias	1985	GER	_____	Head
50	192932	FAYED Guillermo	1985	FRA	_____	Head
51	180570	ROMAR Andreas	1989	FIN	_____	Atomic
52	50742	REICHELTHannes	1980	AUT	_____	Salomon
53	201900	WAGNER Hannes	1986	GER	_____	Rossignol
54	293550	MARSAGLIA Matteo	1985	ITA	_____	Rossignol
55	534939	FISHER Erik	1985	USA	_____	Atomic
56	193560	PASQUIER Alexandre	1987	FRA	_____	Atomic
57	201606	KEPPLER Stephan	1983	GER	_____	Head
58	102814	BOURQUE Francois	1984	CAN	_____	Atomic
59	103090	HELIE Louis-Pierre	1986	CAN	_____	Head
60	150398	BANK Ondrej	1980	CZE	_____	Elan
61	561216	KLINE Bostjan	1991	SLO	_____	Stoeckli
62	103271	THOMSEN Benjamin	1987	CAN	_____	
63	103375	NELLA Tyler	1988	CAN	_____	Head
64	100558	COOK Dustin	1989	CAN	_____	Head
65	511352	VILETTA Sandro	1986	SUI	_____	Salomon
66	501230	ERICSSON Daniel	1987	SWE	_____	Head
67	421954	LYSDAHL Espen	1990	NOR	_____	Dynastar
68	561085	KRIZAJ Andrej	1986	SLO	_____	Elan



Number of Competitors: 79, Number of NSA: 16

Bib	FIS Code	Name	Year of Birth	Nation	Time	Ski
69	491129	TERRA Ferran	1987	SPA	_____	Rossignol
70	220656	DRAKE Ed	1986	GBR	_____	Atomic
71	534289	FRANK Chris	1983	USA	_____	
72	380298	SIROKI Tin	1987	CRO	_____	Atomic
73	50600	GOERGL Stephan	1978	AUT	_____	Fischer
74	220874	BALDWIN TJ	1990	GBR	_____	
75	191746	DE TESSIERES Gauthier	1981	FRA	_____	Head
76	534959	JITLOFF Tim	1985	USA	_____	Fischer
77	531799	FORD Tommy	1989	USA	_____	
78	560406	GORZA Ales	1980	SLO	_____	Elan
79	700724	BABUSIAK Jaroslav	1984	SVK	_____	



AUDI FIS SKI WORLD CUP 2010/11
Beaver Creek (USA)



2nd MEN'S DOWNHILL
RESULTS TRAINING 1 BY RANK

TUE 30 NOV 2010
Start Time: 12:30

Jury			Technical Data	
TD FIS	G. WILLIAMSON	CAN	Course Name	Birds of Prey / Golden Eagle
Referee	G. HUJARA	FIS	Start Altitude	3483 m
Assistant Referee	H. SCHMALZL	FIS	Finish Altitude	2726 m
Chief of Race	J. ROBERTS	USA	Vertical Drop	757 m
			Course Length	
			Homologation Number	8588/10/07

Race Information				
Course Setter	H. SCHMALZL	FIS		
Number of Gates	43			
Start Time	12:30			
Forerunners	A - J. SWENSSON	FIS	F - J. GOLDBERG	USA
	B - T. BIESEMAYER	USA	G - M. MARNO	USA
	C - W. BRANDENBURG	USA	H - B. RUBIE	USA
	D - P. DURAN	USA	I - M. HAMMER	USA
	E - W. MAPLE	USA	J - S. SNOW	USA

Weather: Sunny **Snow:** Hard **Temperature - Start:** -15 °C **Finish:** -4 °C
Number of Competitors: 79, **Number of NSA:** 16

Rank	Bib	FIS Code	Name	Year of Birth	Nation	Time	Diff.	Dist. (m)	Ski
1	15	510030	CUCHE Didier	1974	SUI	1:47.80			Head
2	2	192746	THEAUX Adrien	1984	FRA	1:48.37	0.57		Salomon
3	16	50041	WALCHHOFFER Michael	1975	AUT	1:48.46	0.66		Atomic
4	12	50753	KROELL Klaus	1980	AUT	1:48.57	0.77		Salomon
5	27	50833	GRUGGER Hans	1981	AUT	1:48.69	0.89		Head
6	6	50858	STREITBERGER Georg	1981	AUT	1:48.71	0.91		Fischer
7	13	102263	GUAY Erik	1981	CAN	1:48.72	0.92		Atomic
8	22	532431	MILLER Bode	1977	USA	1:48.91	1.11		Head
9	19	421328	SVINDAL Aksel Lund	1982	NOR	1:48.94	1.14		Head
10	31	421483	JANSRUD Kjetil	1985	NOR	1:48.97	1.17		Head
11	41	191591	BERTRAND Yannick	1980	FRA	1:49.03	1.23		
12	10	511139	KUENG Patrick	1984	SUI	1:49.10	1.30		Salomon
13	4	293006	INNERHOFER Christof	1984	ITA	1:49.15	1.35		Rossignol
14	30	510747	GRUENENFELDER Tobias	1977	SUI	1:49.20	1.40		Stoeckli
15	25	51215	BAUMANN Romed	1986	AUT	1:49.21	1.41		Salomon
16	38	533866	NYMAN Steven	1982	USA	1:49.27	1.47		Fischer

#385 _____



Number of Competitors: 79, Number of NSA: 16

Rank	Bib	FIS Code	Name	Year of Birth	Nation	Time	Diff.	Dist. (m)	Ski
17	9	510890	ZURBRIGGEN Silvan	1981	SUI	1:49.36	1.56		Rossignol
18	20	51005	SCHEIBER Mario	1983	AUT	1:49.40	1.60		Atomic
19	32	50625	RAICH Benjamin	1978	AUT	1:49.42	1.62		Atomic
20	11	292455	FILL Peter	1982	ITA	1:49.47	1.67		Atomic
21	60	150398	BANK Ondrej	1980	CZE	1:49.70	1.90		Elan
22	14	292514	HEEL Werner	1982	ITA	1:49.79	1.99		Head
23	18	511313	JANKA Carlo	1986	SUI	1:49.88	2.08		Atomic
24	37	530874	GANONG Travis	1988	USA	1:49.92	2.12		Atomic
25	1	500150	JAERBYN Patrik	1969	SWE	1:50.05	2.25		Atomic
26	3	102961	DIXON Robbie	1985	CAN	1:50.06	2.26		Rossignol
27	23	560332	JERMAN Andrej	1978	SLO	1:50.15	2.35		Stoeckli
28	57	201606	KEPPLER Stephan	1983	GER	1:50.22	2.42		Head
28	52	50742	REICHELTH Hannes	1980	AUT	1:50.22	2.42		Salomon
30	40	290998	STAUDACHER Patrick	1980	ITA	1:50.29	2.49		Head
31	5	191964	POISSON David	1982	FRA	1:50.40	2.60		Salomon
32	34	291459	PARIS Dominik	1989	ITA	1:50.43	2.63		Nordica
33	24	380260	KOSTELIC Ivica	1979	CRO	1:50.52	2.72		Fischer
34	7	191740	CLAREY Johan	1981	FRA	1:50.55	2.75		Head
35	17	560447	SPORN Andrej	1981	SLO	1:50.77	2.97		Elan
36	45	292291	THANEI Stefan	1981	ITA	1:50.92	3.12		Fischer
37	46	380292	ZRNCIC-DIM Natko	1986	CRO	1:50.95	3.15		Atomic
38	55	534939	FISHER Erik	1985	USA	1:50.96	3.16		Atomic
39	73	50600	GOERGL Stephan	1978	AUT	1:50.97	3.17		Fischer
39	36	51327	PUCHNER Joachim	1987	AUT	1:50.97	3.17		Atomic
41	54	293550	MARSAGLIA Matteo	1985	ITA	1:51.02	3.22		Rossignol
42	68	561085	KRIZAJ Andrej	1986	SLO	1:51.03	3.23		Elan
43	61	561216	KLINE Bostjan	1991	SLO	1:51.07	3.27		Stoeckli
44	42	53817	FRANZ Max	1989	AUT	1:51.13	3.33		Atomic
45	28	530939	WEIBRECHT Andrew	1986	USA	1:51.19	3.39		Rossignol
46	35	294277	KLOTZ Siegmar	1987	ITA	1:51.36	3.56		Nordica
47	50	192932	FAYED Guillermo	1985	FRA	1:51.43	3.63		Head
48	8	501076	OLSSON Hans	1984	SWE	1:51.45	3.65		Head
49	43	561087	MARKIC Gasper	1986	SLO	1:51.81	4.01		Elan
50	21	102899	OSBORNE-PARADIS Manuel	1984	CAN	1:51.85	4.05		Rossignol
51	78	560406	GORZA Ales	1980	SLO	1:51.86	4.06		Elan
52	62	103271	THOMSEN Benjamin	1987	CAN	1:51.90	4.10		
53	39	511529	GISIN Marc	1988	SUI	1:51.97	4.17		Nordica
54	64	100558	COOK Dustin	1989	CAN	1:52.10	4.30		Head
55	66	501230	ERICSSON Daniel	1987	SWE	1:52.22	4.42		Head
56	33	534562	LIGETY Ted	1984	USA	1:52.54	4.74		Head
57	29	533131	SULLIVAN Marco	1980	USA	1:52.62	4.82		Rossignol
58	65	511352	VILETTA Sandro	1986	SUI	1:52.75	4.95		Salomon
59	47	511405	OREILLER Ami	1987	SUI	1:52.80	5.00		Stoeckli
60	69	491129	TERRA Ferran	1987	SPA	1:52.88	5.08		Rossignol
61	53	201900	WAGNER Hannes	1986	GER	1:52.96	5.16		Rossignol

#385 _____


Number of Competitors: 79, Number of NSA: 16

Rank	Bib	FIS Code	Name	Year of Birth	Nation	Time	Diff.	Dist. (m)	Ski
62	44	511634	SPESCHA Christian	1989	SUI	1:52.98	5.18		Stoeckli
63	56	193560	PASQUIER Alexandre	1987	FRA	1:53.00	5.20		Atomic
64	49	201811	STECHELT Tobias	1985	GER	1:53.16	5.36		Head
65	51	180570	ROMAR Andreas	1989	FIN	1:53.69	5.89		Atomic
66	59	103090	HELIE Louis-Pierre	1986	CAN	1:53.89	6.09		Head
67	75	191746	DE TESSIERES Gauthier	1981	FRA	1:54.08	6.28		Head
68	26	561067	PERKO Rok	1985	SLO	1:54.22	6.42		Stoeckli
69	72	380298	SIROKI Tin	1987	CRO	1:54.53	6.73		Atomic
70	63	103375	NELLA Tyler	1988	CAN	1:54.55	6.75		Head
71	48	294911	PATSCHIEDER Hagen	1988	ITA	1:54.59	6.79		Atomic
72	67	421954	LYSDAHL Espen	1990	NOR	1:55.37	7.57		Dynastar
73	70	220656	DRAKE Ed	1986	GBR	1:55.41	7.61		Atomic
74	79	700724	BABUSIAK Jaroslav	1984	SVK	1:58.23	10.43		
	58	102814	BOURQUE Francois	1984	CAN	DNS			Atomic
	71	534289	FRANK Chris	1983	USA	DNS			
	74	220874	BALDWIN TJ	1990	GBR	DNS			
	76	534959	JITLOFF Tim	1985	USA	DNS			Fischer
	77	531799	FORD Tommy	1989	USA	DNS			

Technical Delegate:
G. WILLIAMSON (CAN) #385

LEGEND
 DNS Did Not Start





AUDI FIS SKI WORLD CUP 2010/11 Beaver Creek (USA)



2nd MEN'S DOWNHILL RESULTS TRAINING 1 BY BIB

TUE 30 NOV 2010
Start Time: 12:30

Jury			Technical Data	
TD FIS	G. WILLIAMSON	CAN	Course Name	Birds of Prey / Golden Eagle
Referee	G. HUJARA	FIS	Start Altitude	3483 m
Assistant Referee	H. SCHMALZL	FIS	Finish Altitude	2726 m
Chief of Race	J. ROBERTS	USA	Vertical Drop	757 m
			Course Length	
			Homologation Number	8588/10/07

Race Information				
Course Setter	H. SCHMALZL	FIS		
Number of Gates	43			
Start Time	12:30			
Forerunners	A - J. SWENSSON	FIS	F - J. GOLDBERG	USA
	B - T. BIESEMAYER	USA	G - M. MARNO	USA
	C - W. BRANDENBURG	USA	H - B. RUBIE	USA
	D - P. DURAN	USA	I - M. HAMMER	USA
	E - W. MAPLE	USA	J - S. SNOW	USA

Weather: Sunny Snow: Hard Temperature - Start: -15 °C Finish: -4 °C
Number of Competitors: 79, Number of NSA: 16

Bib	FIS Code	Name	Year of Birth	Nation	Time	Rank	Ski
1	500150	JAERBYN Patrik	1969	SWE	1:50.05	(25)	Atomic
2	192746	THEAUX Adrien	1984	FRA	1:48.37	(2)	Salomon
3	102961	DIXON Robbie	1985	CAN	1:50.06	(26)	Rossignol
4	293006	INNERHOFER Christof	1984	ITA	1:49.15	(13)	Rossignol
5	191964	POISSON David	1982	FRA	1:50.40	(31)	Salomon
6	50858	STREITBERGER Georg	1981	AUT	1:48.71	(6)	Fischer
7	191740	CLAREY Johan	1981	FRA	1:50.55	(34)	Head
8	501076	OLSSON Hans	1984	SWE	1:51.45	(48)	Head
9	510890	ZURBRIGGEN Silvan	1981	SUI	1:49.36	(17)	Rossignol
10	511139	KUENG Patrick	1984	SUI	1:49.10	(12)	Salomon
11	292455	FILL Peter	1982	ITA	1:49.47	(20)	Atomic
12	50753	KROELL Klaus	1980	AUT	1:48.57	(4)	Salomon
13	102263	GUAY Erik	1981	CAN	1:48.72	(7)	Atomic
14	292514	HEEL Werner	1982	ITA	1:49.79	(22)	Head
15	510030	CUCHE Didier	1974	SUI	1:47.80	(1)	Head
16	50041	WALCHHOFER Michael	1975	AUT	1:48.46	(3)	Atomic
17	560447	SPORN Andrej	1981	SLO	1:50.77	(35)	Elan
18	511313	JANKA Carlo	1986	SUI	1:49.88	(23)	Atomic

30-11-2010 / Beaver Creek (USA) / 6914

Page 1/3

Data Processing by LONGINES

www.fis-ski.com

LONGINES Timing

Generation Date: TUE 30 NOV 2010

Time: 14:15

Document: 74A 1.0



Number of Competitors: 79, Number of NSA: 16


Bib	FIS Code	Name	Year of Birth	Nation	Time	Rank	Ski
19	421328	SVINDAL Aksel Lund	1982	NOR	1:48.94	(9)	Head
20	51005	SCHEIBER Mario	1983	AUT	1:49.40	(18)	Atomic
21	102899	OSBORNE-PARADIS Manuel	1984	CAN	1:51.85	(50)	Rossignol
22	532431	MILLER Bode	1977	USA	1:48.91	(8)	Head
23	560332	JERMAN Andrej	1978	SLO	1:50.15	(27)	Stoeckli
24	380260	KOSTELIC Ivica	1979	CRO	1:50.52	(33)	Fischer
25	51215	BAUMANN Romed	1986	AUT	1:49.21	(15)	Salomon
26	561067	PERKO Rok	1985	SLO	1:54.22	(68)	Stoeckli
27	50833	GRUGGER Hans	1981	AUT	1:48.69	(5)	Head
28	530939	WEIBRECHT Andrew	1986	USA	1:51.19	(45)	Rossignol
29	533131	SULLIVAN Marco	1980	USA	1:52.62	(57)	Rossignol
30	510747	GRUENENFELDER Tobias	1977	SUI	1:49.20	(14)	Stoeckli
31	421483	JANSRUD Kjetil	1985	NOR	1:48.97	(10)	Head
32	50625	RAICH Benjamin	1978	AUT	1:49.42	(19)	Atomic
33	534562	LIGETY Ted	1984	USA	1:52.54	(56)	Head
34	291459	PARIS Dominik	1989	ITA	1:50.43	(32)	Nordica
35	294277	KLOTZ Siegmund	1987	ITA	1:51.36	(46)	Nordica
36	51327	PUCHNER Joachim	1987	AUT	1:50.97	(39)	Atomic
37	530874	GANONG Travis	1988	USA	1:49.92	(24)	Atomic
38	533866	NYMAN Steven	1982	USA	1:49.27	(16)	Fischer
39	511529	GISIN Marc	1988	SUI	1:51.97	(53)	Nordica
40	290998	STAUDACHER Patrick	1980	ITA	1:50.29	(30)	Head
41	191591	BERTRAND Yannick	1980	FRA	1:49.03	(11)	
42	53817	FRANZ Max	1989	AUT	1:51.13	(44)	Atomic
43	561087	MARKIC Gasper	1986	SLO	1:51.81	(49)	Elan
44	511634	SPESCHA Christian	1989	SUI	1:52.98	(62)	Stoeckli
45	292291	THANEI Stefan	1981	ITA	1:50.92	(36)	Fischer
46	380292	ZRNCIC-DIM Natko	1986	CRO	1:50.95	(37)	Atomic
47	511405	OREILLER Ami	1987	SUI	1:52.80	(59)	Stoeckli
48	294911	PATSCHIEDER Hagen	1988	ITA	1:54.59	(71)	Atomic
49	201811	STECHELT Tobias	1985	GER	1:53.16	(64)	Head
50	192932	FAYED Guillermo	1985	FRA	1:51.43	(47)	Head
51	180570	ROMAR Andreas	1989	FIN	1:53.69	(65)	Atomic
52	50742	REICHELTHANNES	1980	AUT	1:50.22	(28)	Salomon
53	201900	WAGNER Hannes	1986	GER	1:52.96	(61)	Rossignol
54	293550	MARSAGLIA Matteo	1985	ITA	1:51.02	(41)	Rossignol
55	534939	FISHER Erik	1985	USA	1:50.96	(38)	Atomic
56	193560	PASQUIER Alexandre	1987	FRA	1:53.00	(63)	Atomic
57	201606	KEPPLER Stephan	1983	GER	1:50.22	(28)	Head
58	102814	BOURQUE Francois	1984	CAN	DNS		Atomic
59	103090	HELIE Louis-Pierre	1986	CAN	1:53.89	(66)	Head
60	150398	BANK Ondrej	1980	CZE	1:49.70	(21)	Elan
61	561216	KLINE Bostjan	1991	SLO	1:51.07	(43)	Stoeckli
62	103271	THOMSEN Benjamin	1987	CAN	1:51.90	(52)	
63	103375	NELLA Tyler	1988	CAN	1:54.55	(70)	Head
64	100558	COOK Dustin	1989	CAN	1:52.10	(54)	Head
65	511352	VILETTA Sandro	1986	SUI	1:52.75	(58)	Salomon

Number of Competitors: 79, Number of NSA: 16

Bib	FIS Code	Name	Year of Birth	Nation	Time	Rank	Ski
66	501230	ERICSSON Daniel	1987	SWE	1:52.22	(55)	Head
67	421954	LYSDAHL Espen	1990	NOR	1:55.37	(72)	Dynastar
68	561085	KRIZAJ Andrej	1986	SLO	1:51.03	(42)	Elan
69	491129	TERRA Ferran	1987	SPA	1:52.88	(60)	Rossignol
70	220656	DRAKE Ed	1986	GBR	1:55.41	(73)	Atomic
71	534289	FRANK Chris	1983	USA	DNS		
72	380298	SIROKI Tin	1987	CRO	1:54.53	(69)	Atomic
73	50600	GOERGL Stephan	1978	AUT	1:50.97	(39)	Fischer
74	220874	BALDWIN TJ	1990	GBR	DNS		
75	191746	DE TESSIERES Gauthier	1981	FRA	1:54.08	(67)	Head
76	534959	JITLOFF Tim	1985	USA	DNS		Fischer
77	531799	FORD Tommy	1989	USA	DNS		
78	560406	GORZA Ales	1980	SLO	1:51.86	(51)	Elan
79	700724	BABUSIAK Jaroslav	1984	SVK	1:58.23	(74)	

LEGEND
 DNS Did Not Start





AUDI FIS SKI WORLD CUP 2010/11
Beaver Creek (USA)



2nd MEN'S DOWNHILL

TUE 30 NOV 2010

PERFORMANCE ANALYSIS 1 TRAINING 1

Number of Competitors: 74

Rank	Bib	Name	Nation	Positions			Partials			Difference		Speed		
				Pos.	Time	Rank	Pos.	Time	Rank	Time	Dist(m)	Pos.	Km/h	Rank
1	15	CUCHE Didier	SUI	Int1: 28.52 (47)			11-12: 30.27 (2)			0.68		Sp1: 120.80 (18)		
				Int2: 58.79 (4)			12-13: 18.45 (4)			0.30				
				Int3: 1:17.24 (2)			13-14: 13.05 (1)			0.04				
				Int4: 1:30.29 (1)			14-Fin: 17.51 (2)			0.00				
				Fin: 1:47.80 (1)						0.00		Avg.:		
2	2	THEAUX Adrien	FRA	Int1: 28.37 (31)			11-12: 30.46 (3)			0.53		Sp1: 127.25 (1)		
				Int2: 58.83 (6)			12-13: 18.37 (1)			0.34				
				Int3: 1:17.20 (1)			13-14: 13.32 (7)			0.00				
				Int4: 1:30.52 (2)			14-Fin: 17.85 (10)			0.23				
				Fin: 1:48.37 (2)						0.57		Avg.:		
3	16	WALCHHOFER Michael	AUT	Int1: 28.00 (6)			11-12: 30.70 (8)			0.16		Sp1: 120.53 (21)		
				Int2: 58.70 (2)			12-13: 18.66 (22)			0.21				
				Int3: 1:17.36 (4)			13-14: 13.36 (9)			0.16				
				Int4: 1:30.72 (3)			14-Fin: 17.74 (5)			0.43				
				Fin: 1:48.46 (3)						0.66		Avg.:		
4	12	KROELL Klaus	AUT	Int1: 27.98 (5)			11-12: 31.30 (27)			0.14		Sp1: 123.85 (3)		
				Int2: 59.28 (16)			12-13: 18.60 (15)			0.79				
				Int3: 1:17.88 (16)			13-14: 13.20 (3)			0.68				
				Int4: 1:31.08 (11)			14-Fin: 17.49 (1)			0.79				
				Fin: 1:48.57 (4)						0.77		Avg.:		
5	27	GRUGGER Hans	AUT	Int1: 28.24 (20)			11-12: 30.60 (5)			0.40		Sp1: 120.53 (21)		
				Int2: 58.84 (7)			12-13: 18.69 (25)			0.35				
				Int3: 1:17.53 (9)			13-14: 13.26 (5)			0.33				
				Int4: 1:30.79 (4)			14-Fin: 17.90 (12)			0.50				
				Fin: 1:48.69 (5)						0.89		Avg.:		
6	6	STREITBERGER Georg	AUT	Int1: 28.15 (15)			11-12: 30.87 (14)			0.31		Sp1: 123.56 (4)		
				Int2: 59.02 (12)			12-13: 18.45 (4)			0.53				
				Int3: 1:17.47 (6)			13-14: 13.50 (19)			0.27				
				Int4: 1:30.97 (8)			14-Fin: 17.74 (5)			0.68				
				Fin: 1:48.71 (6)						0.91		Avg.:		
7	13	GUAY Erik	CAN	Int1: 28.01 (7)			11-12: 31.23 (26)			0.17		Sp1: 120.80 (18)		
				Int2: 59.24 (15)			12-13: 18.67 (23)			0.75				
				Int3: 1:17.91 (17)			13-14: 13.20 (3)			0.71				
				Int4: 1:31.11 (12)			14-Fin: 17.61 (3)			0.82				
				Fin: 1:48.72 (7)						0.92		Avg.:		
8	22	MILLER Bode	USA	Int1: 28.47 (40)			11-12: 30.24 (1)			0.63		Sp1: 118.68 (38)		
				Int2: 58.71 (3)			12-13: 18.56 (10)			0.22				
				Int3: 1:17.27 (3)			13-14: 13.55 (25)			0.07				
				Int4: 1:30.82 (5)			14-Fin: 18.09 (26)			0.53				
				Fin: 1:48.91 (8)						1.11		Avg.:		



PERFORMANCE ANALYSIS 1 TRAINING 1

Number of Competitors: 74

Rank	Bib	Name	Nation	Positions			Partials			Difference		Speed		
				Pos.	Time	Rank	Pos.	Time	Rank	Time	Dist(m)	Pos.	Km/h	Rank
9	19	SVINDAL Aksel Lund	NOR	Int1: 27.84 (1)			I1-I2: 30.65 (6)			0.00		Sp1: 119.73 (29)		
				Int2: 58.49 (1)			I2-I3: 19.02 (45)			0.00				
				Int3: 1:17.51 (8)			I3-I4: 13.53 (21)			0.31				
				Int4: 1:31.04 (10)			I4-Fin: 17.90 (12)			0.75				
				Fin: 1:48.94 (9)						1.14		Avg.:		
10	31	JANSRUD Kjetil	NOR	Int1: 28.11 (12)			I1-I2: 30.77 (10)			0.27		Sp1: 119.73 (29)		
				Int2: 58.88 (8)			I2-I3: 18.59 (14)			0.39				
				Int3: 1:17.47 (6)			I3-I4: 13.49 (18)			0.27				
				Int4: 1:30.96 (7)			I4-Fin: 18.01 (20)			0.67				
				Fin: 1:48.97 (10)						1.17		Avg.:		
11	41	BERTRAND Yannick	FRA	Int1: 28.09 (11)			I1-I2: 31.39 (30)			0.25		Sp1: 120.53 (21)		
				Int2: 59.48 (23)			I2-I3: 18.54 (9)			0.99				
				Int3: 1:18.02 (19)			I3-I4: 13.19 (2)			0.82				
				Int4: 1:31.21 (14)			I4-Fin: 17.82 (8)			0.92				
				Fin: 1:49.03 (11)						1.23		Avg.:		
12	10	KUENG Patrick	SUI	Int1: 27.97 (4)			I1-I2: 31.56 (38)			0.13		Sp1: 121.07 (17)		
				Int2: 59.53 (25)			I2-I3: 18.51 (7)			1.04				
				Int3: 1:18.04 (21)			I3-I4: 13.26 (5)			0.84				
				Int4: 1:31.30 (16)			I4-Fin: 17.80 (7)			1.01				
				Fin: 1:49.10 (12)						1.30		Avg.:		
13	4	INNERHOFER Christof	ITA	Int1: 28.36 (29)			I1-I2: 30.80 (12)			0.52		Sp1: 121.89 (10)		
				Int2: 59.16 (14)			I2-I3: 18.41 (2)			0.67				
				Int3: 1:17.57 (12)			I3-I4: 13.55 (25)			0.37				
				Int4: 1:31.12 (13)			I4-Fin: 18.03 (21)			0.83				
				Fin: 1:49.15 (13)						1.35		Avg.:		
14	30	GRUENENFELDER Tobias	SUI	Int1: 28.21 (17)			I1-I2: 30.75 (9)			0.37		Sp1: 123.00 (5)		
				Int2: 58.96 (10)			I2-I3: 18.50 (6)			0.47				
				Int3: 1:17.46 (5)			I3-I4: 13.47 (15)			0.26				
				Int4: 1:30.93 (6)			I4-Fin: 18.27 (36)			0.64				
				Fin: 1:49.20 (14)						1.40		Avg.:		
15	25	BAUMANN Romed	AUT	Int1: 28.17 (16)			I1-I2: 30.98 (15)			0.33		Sp1: 119.73 (29)		
				Int2: 59.15 (13)			I2-I3: 18.65 (21)			0.66				
				Int3: 1:17.80 (13)			I3-I4: 13.50 (19)			0.60				
				Int4: 1:31.30 (16)			I4-Fin: 17.91 (15)			1.01				
				Fin: 1:49.21 (15)						1.41		Avg.:		
16	38	NYMAN Steven	USA	Int1: 28.07 (10)			I1-I2: 30.85 (13)			0.23		Sp1: 122.17 (8)		
				Int2: 58.92 (9)			I2-I3: 18.63 (19)			0.43				
				Int3: 1:17.55 (11)			I3-I4: 13.72 (42)			0.35				
				Int4: 1:31.27 (15)			I4-Fin: 18.00 (19)			0.98				
				Fin: 1:49.27 (16)						1.47		Avg.:		
17	9	ZURBRIGGEN Silvan	SUI	Int1: 28.07 (10)			I1-I2: 30.85 (13)			0.23		Sp1: 122.17 (8)		
				Int2: 58.92 (9)			I2-I3: 18.63 (19)			0.43				
				Int3: 1:17.55 (11)			I3-I4: 13.72 (42)			0.35				
				Int4: 1:31.27 (15)			I4-Fin: 18.00 (19)			0.98				
				Fin: 1:49.27 (16)						1.47		Avg.:		
18	20	SCHEIBER Mario	AUT	Int1: 28.40 (34)			I1-I2: 30.59 (4)			0.56		Sp1: 120.53 (21)		
				Int2: 58.99 (11)			I2-I3: 18.82 (33)			0.50				
				Int3: 1:17.81 (14)			I3-I4: 13.61 (32)			0.61				
				Int4: 1:31.42 (19)			I4-Fin: 17.98 (17)			1.13				
				Fin: 1:49.40 (18)						1.60		Avg.:		

PERFORMANCE ANALYSIS 1 TRAINING 1

Number of Competitors: 74

Rank	Bib	Name	Nation	Positions			Partials			Difference		Speed		
				Pos.	Time	Rank	Pos.	Time	Rank	Time	Dist(m)	Pos.	Km/h	Rank
19	32	RAICH Benjamin	AUT	Int1: 28.14 (13)			I1-I2: 30.66 (7)			0.30		Sp1: 120.26 (26)		
				Int2: 58.80 (5)			I2-I3: 18.74 (27)			0.31				
				Int3: 1:17.54 (10)			I3-I4: 13.45 (14)			0.34				
				Int4: 1:30.99 (9)			I4-Fin: 18.43 (47)			0.70				
				Fin: 1:49.42 (19)						1.62		Avg.:		
20	11	FILL Peter	ITA	Int1: 28.63 (53)			I1-I2: 30.79 (11)			0.79		Sp1: 118.16 (40)		
				Int2: 59.42 (20)			I2-I3: 18.61 (16)			0.93				
				Int3: 1:18.03 (20)			I3-I4: 13.34 (8)			0.83				
				Int4: 1:31.37 (18)			I4-Fin: 18.10 (28)			1.08				
				Fin: 1:49.47 (20)						1.67		Avg.:		
21	60	BANK Ondrej	CZE	Int1: 28.25 (23)			I1-I2: 31.07 (20)			0.41		Sp1: 118.16 (40)		
				Int2: 59.32 (17)			I2-I3: 18.64 (20)			0.83				
				Int3: 1:17.96 (18)			I3-I4: 13.65 (36)			0.76				
				Int4: 1:31.61 (21)			I4-Fin: 18.09 (26)			1.32				
				Fin: 1:49.70 (21)						1.90		Avg.:		
22	14	HEEL Werner	ITA	Int1: 28.37 (31)			I1-I2: 31.55 (36)			0.53		Sp1: 119.73 (29)		
				Int2: 59.92 (35)			I2-I3: 18.62 (17)			1.43				
				Int3: 1:18.54 (31)			I3-I4: 13.38 (11)			1.34				
				Int4: 1:31.92 (26)			I4-Fin: 17.87 (11)			1.63				
				Fin: 1:49.79 (22)						1.99		Avg.:		
23	18	JANKA Carlo	SUI	Int1: 28.48 (42)			I1-I2: 31.10 (21)			0.64		Sp1: 120.53 (21)		
				Int2: 59.58 (27)			I2-I3: 18.62 (17)			1.09				
				Int3: 1:18.20 (23)			I3-I4: 13.57 (28)			1.00				
				Int4: 1:31.77 (23)			I4-Fin: 18.11 (30)			1.48				
				Fin: 1:49.88 (23)						2.08		Avg.:		
24	37	GANONG Travis	USA	Int1: 28.44 (38)			I1-I2: 31.04 (17)			0.60		Sp1: 117.64 (45)		
				Int2: 59.48 (23)			I2-I3: 18.75 (28)			0.99				
				Int3: 1:18.23 (24)			I3-I4: 13.66 (37)			1.03				
				Int4: 1:31.89 (25)			I4-Fin: 18.03 (21)			1.60				
				Fin: 1:49.92 (24)						2.12		Avg.:		
25	1	JAERBYN Patrik	SWE	Int1: 27.91 (3)			I1-I2: 31.45 (32)			0.07		Sp1: 122.69 (6)		
				Int2: 59.36 (19)			I2-I3: 18.78 (30)			0.87				
				Int3: 1:18.14 (22)			I3-I4: 13.47 (15)			0.94				
				Int4: 1:31.61 (21)			I4-Fin: 18.44 (48)			1.32				
				Fin: 1:50.05 (25)						2.25		Avg.:		
26	3	DIXON Robbie	CAN	Int1: 28.56 (50)			I1-I2: 31.00 (16)			0.72		Sp1: 121.60 (13)		
				Int2: 59.56 (26)			I2-I3: 18.67 (23)			1.07				
				Int3: 1:18.23 (24)			I3-I4: 13.77 (46)			1.03				
				Int4: 1:32.00 (29)			I4-Fin: 18.06 (24)			1.71				
				Fin: 1:50.06 (26)						2.26		Avg.:		
27	23	JERMAN Andrej	SLO	Int1: 28.24 (20)			I1-I2: 31.22 (25)			0.40		Sp1: 121.34 (14)		
				Int2: 59.46 (22)			I2-I3: 18.85 (36)			0.97				
				Int3: 1:18.31 (26)			I3-I4: 13.62 (35)			1.11				
				Int4: 1:31.93 (27)			I4-Fin: 18.22 (33)			1.64				
				Fin: 1:50.15 (27)						2.35		Avg.:		
28	57	KEPPLER Stephan	GER	Int1: 28.42 (35)			I1-I2: 31.73 (42)			0.58		Sp1: 122.44 (7)		
				Int2: 1:00.15 (42)			I2-I3: 18.56 (10)			1.66				
				Int3: 1:18.71 (33)			I3-I4: 13.44 (13)			1.51				
				Int4: 1:32.15 (30)			I4-Fin: 18.07 (25)			1.86				
				Fin: 1:50.22 (28)						2.42		Avg.:		

PERFORMANCE ANALYSIS 1 TRAINING 1

Number of Competitors: 74

Rank	Bib	Name	Nation	Positions			Partials			Difference		Speed		
				Pos.	Time	Rank	Pos.	Time	Rank	Time	Dist(m)	Pos.	Km/h	Rank
28	52	REICHELTH Hannes	AUT	Int1: 28.59 (52)			I1-I2: 31.50 (33)			0.75		Sp1: 122.17 (8)		
				Int2: 1:00.09 (41)			I2-I3: 18.42 (3)			1.60				
				Int3: 1:18.51 (30)			I3-I4: 13.36 (9)			1.31				
				Int4: 1:31.87 (24)			I4-Fin: 18.35 (43)			1.58				
				Fin: 1:50.22 (28)						2.42		Avg.:		
30	40	STAUDACHER Patrick	ITA	Int1: 28.47 (40)			I1-I2: 31.21 (24)			0.63		Sp1: 117.13 (48)		
				Int2: 59.68 (28)			I2-I3: 18.82 (33)			1.19				
				Int3: 1:18.50 (28)			I3-I4: 13.47 (15)			1.30				
				Int4: 1:31.97 (28)			I4-Fin: 18.32 (39)			1.68				
				Fin: 1:50.29 (30)						2.49		Avg.:		
31	5	POISSON David	FRA	Int1: 28.75 (58)			I1-I2: 31.51 (34)			0.91		Sp1: 126.16 (2)		
				Int2: 1:00.26 (46)			I2-I3: 18.73 (26)			1.77				
				Int3: 1:18.99 (39)			I3-I4: 13.68 (38)			1.79				
				Int4: 1:32.67 (37)			I4-Fin: 17.73 (4)			2.38				
				Fin: 1:50.40 (31)						2.60		Avg.:		
32	34	PARIS Dominik	ITA	Int1: 28.76 (59)			I1-I2: 31.19 (23)			0.92		Sp1: 118.94 (36)		
				Int2: 59.95 (36)			I2-I3: 18.82 (33)			1.46				
				Int3: 1:18.77 (34)			I3-I4: 13.68 (38)			1.57				
				Int4: 1:32.45 (34)			I4-Fin: 17.98 (17)			2.16				
				Fin: 1:50.43 (32)						2.63		Avg.:		
33	24	KOSTELIC Ivica	CRO	Int1: 28.76 (59)			I1-I2: 31.19 (23)			0.92		Sp1: 118.94 (36)		
				Int2: 59.95 (36)			I2-I3: 18.82 (33)			1.46				
				Int3: 1:18.77 (34)			I3-I4: 13.68 (38)			1.57				
				Int4: 1:32.45 (34)			I4-Fin: 17.98 (17)			2.16				
				Fin: 1:50.43 (32)						2.63		Avg.:		
33	24	KOSTELIC Ivica	CRO	Int1: 28.76 (59)			I1-I2: 31.19 (23)			0.92		Sp1: 118.94 (36)		
				Int2: 59.95 (36)			I2-I3: 18.82 (33)			1.46				
				Int3: 1:18.77 (34)			I3-I4: 13.68 (38)			1.57				
				Int4: 1:32.45 (34)			I4-Fin: 17.98 (17)			2.16				
				Fin: 1:50.43 (32)						2.63		Avg.:		
33	24	KOSTELIC Ivica	CRO	Int1: 28.76 (59)			I1-I2: 31.19 (23)			0.92		Sp1: 118.94 (36)		
				Int2: 59.95 (36)			I2-I3: 18.82 (33)			1.46				
				Int3: 1:18.77 (34)			I3-I4: 13.68 (38)			1.57				
				Int4: 1:32.45 (34)			I4-Fin: 17.98 (17)			2.16				
				Fin: 1:50.43 (32)						2.63		Avg.:		
33	24	KOSTELIC Ivica	CRO	Int1: 28.76 (59)			I1-I2: 31.19 (23)			0.92		Sp1: 118.94 (36)		
				Int2: 59.95 (36)			I2-I3: 18.82 (33)			1.46				
				Int3: 1:18.77 (34)			I3-I4: 13.68 (38)			1.57				
				Int4: 1:32.45 (34)			I4-Fin: 17.98 (17)			2.16				
				Fin: 1:50.43 (32)						2.63		Avg.:		
33	24	KOSTELIC Ivica	CRO	Int1: 28.76 (59)			I1-I2: 31.19 (23)			0.92		Sp1: 118.94 (36)		
				Int2: 59.95 (36)			I2-I3: 18.82 (33)			1.46				
				Int3: 1:18.77 (34)			I3-I4: 13.68 (38)			1.57				
				Int4: 1:32.45 (34)			I4-Fin: 17.98 (17)			2.16				
				Fin: 1:50.43 (32)						2.63		Avg.:		
33	24	KOSTELIC Ivica	CRO	Int1: 28.76 (59)			I1-I2: 31.19 (23)			0.92		Sp1: 118.94 (36)		
				Int2: 59.95 (36)			I2-I3: 18.82 (33)			1.46				
				Int3: 1:18.77 (34)			I3-I4: 13.68 (38)			1.57				
				Int4: 1:32.45 (34)			I4-Fin: 17.98 (17)			2.16				
				Fin: 1:50.43 (32)						2.63		Avg.:		
33	24	KOSTELIC Ivica	CRO	Int1: 28.76 (59)			I1-I2: 31.19 (23)			0.92		Sp1: 118.94 (36)		
				Int2: 59.95 (36)			I2-I3: 18.82 (33)			1.46				
				Int3: 1:18.77 (34)			I3-I4: 13.68 (38)			1.57				
				Int4: 1:32.45 (34)			I4-Fin: 17.98 (17)			2.16				
				Fin: 1:50.43 (32)						2.63		Avg.:		
33	24	KOSTELIC Ivica	CRO	Int1: 28.76 (59)			I1-I2: 31.19 (23)			0.92		Sp1: 118.94 (36)		
				Int2: 59.95 (36)			I2-I3: 18.82 (33)			1.46				
				Int3: 1:18.77 (34)			I3-I4: 13.68 (38)			1.57				
				Int4: 1:32.45 (34)			I4-Fin: 17.98 (17)			2.16				
				Fin: 1:50.43 (32)						2.63		Avg.:		
33	24	KOSTELIC Ivica	CRO	Int1: 28.76 (59)			I1-I2: 31.19 (23)			0.92		Sp1: 118.94 (36)		
				Int2: 59.95 (36)			I2-I3: 18.82 (33)			1.46				
				Int3: 1:18.77 (34)			I3-I4: 13.68 (38)			1.57				
				Int4: 1:32.45 (34)			I4-Fin: 17.98 (17)			2.16				
				Fin: 1:50.43 (32)						2.63		Avg.:		
33	24	KOSTELIC Ivica	CRO	Int1: 28.76 (59)			I1-I2: 31.19 (23)			0.92		Sp1: 118.94 (36)		
				Int2: 59.95 (36)			I2-I3: 18.82 (33)			1.46				
				Int3: 1:18.77 (34)			I3-I4: 13.68 (38)			1.57				
				Int4: 1:32.45 (34)			I4-Fin: 17.98 (17)			2.16				
				Fin: 1:50.43 (32)						2.63		Avg.:		
33	24	KOSTELIC Ivica	CRO	Int1: 28.76 (59)			I1-I2: 31.19 (23)			0.92		Sp1: 118.94 (36)		
				Int2: 59.95 (36)			I2-I3: 18.82 (33)			1.46				
				Int3: 1:18.77 (34)			I3-I4: 13.68 (38)			1.57				
				Int4: 1:32.45 (34)			I4-Fin: 17.98 (17)			2.16				
				Fin: 1:50.43 (32)						2.63		Avg.:		
33	24	KOSTELIC Ivica	CRO	Int1: 28.76 (59)			I1-I2: 31.19 (23)			0.92		Sp1: 118.94 (36)		
				Int2: 59.95 (36)			I2-I3: 18.82 (33)			1.46				
				Int3: 1:18.77 (34)			I3-I4: 13.68 (38)			1.57				
				Int4: 1:32.45 (34)			I4-Fin: 17.98 (17)			2.16				
				Fin: 1:50.43 (32)						2.63		Avg.:		
33	24	KOSTELIC Ivica	CRO	Int1: 28.76 (59)			I1-I2: 31.19 (23)			0.92		Sp1: 118.94 (36)		
				Int2: 59.95 (36)			I2-I3: 18.82 (33)			1.46				
				Int3: 1:18.77 (34)			I3-I4: 13.68 (38)			1.57				
				Int4: 1:32.45 (34)			I4-Fin: 17.98 (17)			2.16				
				Fin: 1:50.43 (32)						2.63		Avg.:		
33	24	KOSTELIC Ivica	CRO	Int1: 28.76 (59)			I1-I2: 31.19 (23)			0.92		Sp1: 118.94 (36)		
				Int2: 59.95 (36)			I2-I3: 18.82 (33)			1.46				
				Int3: 1:18.77 (34)			I3-I4: 13.68 (38)			1.57				
				Int4: 1:32.45 (34)			I4-Fin: 17.98 (17)			2.16				
				Fin: 1:50.43 (32)						2.63		Avg.:		
33	24	KOSTELIC Ivica	CRO	Int1: 28.76 (59)			I1-I2: 31.19 (23)			0.92		Sp1: 118.94 (36)		
				Int2: 59.95 (36)			I2-I3: 18.82 (33)			1.46				
				Int3: 1:18.77 (34)			I3-I4: 13.68 (38)			1.57				
				Int4: 1:32.45 (34)			I4-Fin: 17.98 (17)			2.16				
				Fin: 1:50.43 (32)						2.63		Avg.:		
33	24	KOSTELIC Ivica	CRO	Int1: 28.76 (59)			I1-I2: 31.19 (23)			0.92		Sp1: 118.94 (36)		
				Int2: 59.95 (36)			I2-I3: 18.82 (33)			1.46				
				Int3: 1:18.77 (34)			I3-I4: 13.68 (38)			1.57				
				Int4: 1:32.45 (34)			I4-Fin: 17.98 (17)			2.16				
				Fin: 1:50.43 (32)										

PERFORMANCE ANALYSIS 1 TRAINING 1

Number of Competitors: 74

Rank	Bib	Name	Nation	Positions			Partials			Difference		Speed		
				Pos.	Time	Rank	Pos.	Time	Rank	Time	Dist(m)	Pos.	Km/h	Rank
39	73	GOERGL Stephan	AUT	Int1: 28.43 (37)			I1-I2: 31.31 (28)			0.59		Sp1: 117.64 (45)		
				Int2: 59.74 (29)			I2-I3: 18.76 (29)			1.25				
				Int3: 1:18.50 (28)			I3-I4: 13.89 (57)			1.30				
				Int4: 1:32.39 (33)			I4-Fin: 18.58 (53)			2.10				
				Fin: 1:50.97 (39)						3.17		Avg.:		
39	36	PUCHNER Joachim	AUT	Int1: 28.44 (38)			I1-I2: 31.53 (35)			0.60		Sp1: 115.38 (63)		
				Int2: 59.97 (37)			I2-I3: 19.12 (54)			1.48				
				Int3: 1:19.09 (42)			I3-I4: 13.61 (32)			1.89				
				Int4: 1:32.70 (39)			I4-Fin: 18.27 (36)			2.41				
				Fin: 1:50.97 (39)						3.17		Avg.:		
41	54	MARSAGLIA Matteo	ITA	Int1: 28.89 (62)			I1-I2: 31.17 (22)			1.05		Sp1: 119.46 (35)		
				Int2: 1:00.06 (40)			I2-I3: 18.89 (38)			1.57				
				Int3: 1:18.95 (37)			I3-I4: 13.83 (50)			1.75				
				Int4: 1:32.78 (42)			I4-Fin: 18.24 (34)			2.49				
				Fin: 1:51.02 (41)						3.22		Avg.:		
42	68	KRIZAJ Andrej	SLO	Int1: 28.26 (24)			I1-I2: 32.07 (51)			0.42		Sp1: 115.38 (63)		
				Int2: 1:00.33 (48)			I2-I3: 19.06 (48)			1.84				
				Int3: 1:19.39 (49)			I3-I4: 13.54 (23)			2.19				
				Int4: 1:32.93 (45)			I4-Fin: 18.10 (28)			2.64				
				Fin: 1:51.03 (42)						3.23		Avg.:		
43	61	KLINE Bostjan	SLO	Int1: 28.36 (29)			I1-I2: 31.55 (36)			0.52		Sp1: 115.63 (61)		
				Int2: 59.91 (34)			I2-I3: 19.20 (59)			1.42				
				Int3: 1:19.11 (43)			I3-I4: 13.99 (61)			1.91				
				Int4: 1:33.10 (48)			I4-Fin: 17.97 (16)			2.81				
				Fin: 1:51.07 (43)						3.27		Avg.:		
44	42	FRANZ Max	AUT	Int1: 28.49 (45)			I1-I2: 31.90 (48)			0.65		Sp1: 120.00 (28)		
				Int2: 1:00.39 (50)			I2-I3: 18.58 (12)			1.90				
				Int3: 1:18.97 (38)			I3-I4: 13.77 (46)			1.77				
				Int4: 1:32.74 (41)			I4-Fin: 18.39 (45)			2.45				
				Fin: 1:51.13 (44)						3.33		Avg.:		
45	28	WEIBRECHT Andrew	USA	Int1: 28.53 (49)			I1-I2: 32.11 (52)			0.69		Sp1: 118.94 (36)		
				Int2: 1:00.64 (57)			I2-I3: 18.94 (40)			2.15				
				Int3: 1:19.58 (54)			I3-I4: 13.58 (30)			2.38				
				Int4: 1:33.16 (49)			I4-Fin: 18.03 (21)			2.87				
				Fin: 1:51.19 (45)						3.39		Avg.:		
46	35	KLOTZ Siegmur	ITA	Int1: 28.29 (25)			I1-I2: 31.76 (43)			0.45		Sp1: 117.13 (48)		
				Int2: 1:00.05 (39)			I2-I3: 19.00 (44)			1.56				
				Int3: 1:19.05 (41)			I3-I4: 13.84 (52)			1.85				
				Int4: 1:32.89 (43)			I4-Fin: 18.47 (49)			2.60				
				Fin: 1:51.36 (46)						3.56		Avg.:		
47	50	FAYED Guillermo	FRA	Int1: 28.37 (31)			I1-I2: 31.05 (19)			0.53		Sp1: 121.34 (14)		
				Int2: 59.42 (20)			I2-I3: 19.03 (46)			0.93				
				Int3: 1:18.45 (27)			I3-I4: 14.44 (71)			1.25				
				Int4: 1:32.89 (43)			I4-Fin: 18.54 (50)			2.60				
				Fin: 1:51.43 (47)						3.63		Avg.:		
48	8	OLSSON Hans	SWE	Int1: 28.05 (8)			I1-I2: 32.21 (55)			0.21		Sp1: 116.37 (54)		
				Int2: 1:00.26 (46)			I2-I3: 19.09 (52)			1.77				
				Int3: 1:19.35 (48)			I3-I4: 13.85 (53)			2.15				
				Int4: 1:33.20 (50)			I4-Fin: 18.25 (35)			2.91				
				Fin: 1:51.45 (48)						3.65		Avg.:		

PERFORMANCE ANALYSIS 1 TRAINING 1

Number of Competitors: 74

Rank	Bib	Name	Nation	Positions			Partials			Difference		Speed		
				Pos.	Time	Rank	Pos.	Time	Rank	Time	Dist(m)	Pos.	Km/h	Rank
49	43	MARKIC Gasper	SLO	Int1: 27.89 (2)			I1-I2: 32.95 (68)			0.05		Sp1: 113.68 (69)		
				Int2: 1:00.84 (62)			I2-I3: 19.10 (53)			2.35				
				Int3: 1:19.94 (59)			I3-I4: 13.54 (23)			2.74				
				Int4: 1:33.48 (55)			I4-Fin: 18.33 (40)			3.19				
				Fin: 1:51.81 (49)						4.01		Avg.:		
50	21	OSBORNE-PARADIS Manuel	CAN	Int1: 28.23 (19)			I1-I2: 31.57 (39)			0.39		Sp1: 116.88 (50)		
				Int2: 59.80 (30)			I2-I3: 19.21 (61)			1.31				
				Int3: 1:19.01 (40)			I3-I4: 13.71 (41)			1.81				
				Int4: 1:32.72 (40)			I4-Fin: 19.13 (63)			2.43				
				Fin: 1:51.85 (50)						4.05		Avg.:		
51	78	GORZA Ales	SLO	Int1: 29.00 (67)			I1-I2: 31.72 (41)			1.16		Sp1: 114.89 (67)		
				Int2: 1:00.72 (58)			I2-I3: 19.04 (47)			2.23				
				Int3: 1:19.76 (57)			I3-I4: 13.75 (44)			2.56				
				Int4: 1:33.51 (56)			I4-Fin: 18.35 (43)			3.22				
				Fin: 1:51.86 (51)						4.06		Avg.:		
52	62	THOMSEN Benjamin	CAN	Int1: 28.42 (35)			I1-I2: 32.01 (49)			0.58		Sp1: 116.63 (52)		
				Int2: 1:00.43 (51)			I2-I3: 19.17 (56)			1.94				
				Int3: 1:19.60 (55)			I3-I4: 13.76 (45)			2.40				
				Int4: 1:33.36 (51)			I4-Fin: 18.54 (50)			3.07				
				Fin: 1:51.90 (52)						4.10		Avg.:		
53	39	GISIN Marc	SUI	Int1: 28.48 (42)			I1-I2: 32.12 (53)			0.64		Sp1: 117.64 (45)		
				Int2: 1:00.60 (56)			I2-I3: 18.94 (40)			2.11				
				Int3: 1:19.54 (52)			I3-I4: 13.55 (25)			2.34				
				Int4: 1:33.09 (47)			I4-Fin: 18.88 (61)			2.80				
				Fin: 1:51.97 (53)						4.17		Avg.:		
54	64	COOK Dustin	CAN	Int1: 28.57 (51)			I1-I2: 31.58 (40)			0.73		Sp1: 115.87 (56)		
				Int2: 1:00.15 (42)			I2-I3: 19.28 (65)			1.66				
				Int3: 1:19.43 (50)			I3-I4: 14.03 (63)			2.23				
				Int4: 1:33.46 (54)			I4-Fin: 18.64 (54)			3.17				
				Fin: 1:52.10 (54)						4.30		Avg.:		
55	66	ERICSSON Daniel	SWE	Int1: 28.24 (20)			I1-I2: 32.19 (54)			0.40		Sp1: 114.64 (68)		
				Int2: 1:00.43 (51)			I2-I3: 19.17 (56)			1.94				
				Int3: 1:19.60 (55)			I3-I4: 14.06 (64)			2.40				
				Int4: 1:33.66 (58)			I4-Fin: 18.56 (52)			3.37				
				Fin: 1:52.22 (55)						4.42		Avg.:		
56	33	LIGETY Ted	USA	Int1: 28.31 (27)			I1-I2: 32.26 (57)			0.47		Sp1: 116.63 (52)		
				Int2: 1:00.57 (55)			I2-I3: 18.94 (40)			2.08				
				Int3: 1:19.51 (51)			I3-I4: 13.94 (60)			2.31				
				Int4: 1:33.45 (53)			I4-Fin: 19.17 (64)			3.16				
				Fin: 1:52.62 (57)						4.82		Avg.:		
58	65	VILETTA Sandro	SUI	Int1: 28.48 (42)			I1-I2: 31.34 (29)			0.64		Sp1: 113.20 (71)		
				Int2: 59.82 (31)			I2-I3: 19.38 (68)			1.33				
				Int3: 1:19.20 (46)			I3-I4: 14.67 (73)			2.00				
				Int4: 1:33.87 (60)			I4-Fin: 18.88 (61)			3.58				
				Fin: 1:52.75 (58)						4.95		Avg.:		

PERFORMANCE ANALYSIS 1 TRAINING 1

Number of Competitors: 74


Rank	Bib	Name	Nation	Positions			Partials			Difference		Speed		
				Pos.	Time	Rank	Pos.	Time	Rank	Time	Dist(m)	Pos.	Km/h	Rank
59	47	OREILLER Ami	SUI	Int1: 28.68 (56)			I1-I2: 32.05 (50)			0.84		Sp1: 121.34 (14)		
				Int2: 1:00.73 (59)			I2-I3: 19.30 (66)			2.24				
				Int3: 1:20.03 (63)			I3-I4: 14.13 (65)			2.83				
				Int4: 1:34.16 (62)			I4-Fin: 18.64 (54)			3.87				
				Fin: 1:52.80 (59)						5.00		Avg.:		
60	69	TERRA Ferran	SPA	Int1: 28.63 (53)			I1-I2: 32.64 (60)			0.79		Sp1: 117.90 (42)		
				Int2: 1:01.27 (65)			I2-I3: 19.08 (49)			2.78				
				Int3: 1:20.35 (65)			I3-I4: 13.77 (46)			3.15				
				Int4: 1:34.12 (61)			I4-Fin: 18.76 (59)			3.83				
				Fin: 1:52.88 (60)						5.08		Avg.:		
61	53	WAGNER Hannes	GER	Int1: 28.34 (28)			I1-I2: 32.78 (64)			0.50		Sp1: 119.73 (29)		
				Int2: 1:01.12 (64)			I2-I3: 18.88 (37)			2.63				
				Int3: 1:20.00 (62)			I3-I4: 14.23 (69)			2.80				
				Int4: 1:34.23 (64)			I4-Fin: 18.73 (57)			3.94				
				Fin: 1:52.96 (61)						5.16		Avg.:		
62	44	SPESCHA Christian	SUI	Int1: 28.50 (46)			I1-I2: 31.86 (46)			0.66		Sp1: 115.87 (56)		
				Int2: 1:00.36 (49)			I2-I3: 19.57 (70)			1.87				
				Int3: 1:19.93 (58)			I3-I4: 13.69 (40)			2.73				
				Int4: 1:33.62 (57)			I4-Fin: 19.36 (70)			3.33				
				Fin: 1:52.98 (62)						5.18		Avg.:		
63	56	PASQUIER Alexandre	FRA	Int1: 28.52 (47)			I1-I2: 32.26 (57)			0.68		Sp1: 117.90 (42)		
				Int2: 1:00.78 (61)			I2-I3: 19.20 (59)			2.29				
				Int3: 1:19.98 (61)			I3-I4: 14.22 (67)			2.78				
				Int4: 1:34.20 (63)			I4-Fin: 18.80 (60)			3.91				
				Fin: 1:53.00 (63)						5.20		Avg.:		
64	49	STECHERT Tobias	GER	Int1: 28.64 (55)			I1-I2: 32.69 (62)			0.80		Sp1: 115.87 (56)		
				Int2: 1:01.33 (66)			I2-I3: 19.21 (61)			2.84				
				Int3: 1:20.54 (66)			I3-I4: 14.22 (67)			3.34				
				Int4: 1:34.76 (67)			I4-Fin: 18.40 (46)			4.47				
				Fin: 1:53.16 (64)						5.36		Avg.:		
65	51	ROMAR Andreas	FIN	Int1: 28.14 (13)			I1-I2: 32.32 (59)			0.30		Sp1: 113.68 (69)		
				Int2: 1:00.46 (53)			I2-I3: 19.08 (49)			1.97				
				Int3: 1:19.54 (52)			I3-I4: 13.88 (55)			2.34				
				Int4: 1:33.42 (52)			I4-Fin: 20.27 (74)			3.13				
				Fin: 1:53.69 (65)						5.89		Avg.:		
66	59	HELIE Louis-Pierre	CAN	Int1: 28.77 (60)			I1-I2: 32.65 (61)			0.93		Sp1: 115.38 (63)		
				Int2: 1:01.42 (67)			I2-I3: 19.35 (67)			2.93				
				Int3: 1:20.77 (67)			I3-I4: 13.92 (58)			3.57				
				Int4: 1:34.69 (66)			I4-Fin: 19.20 (65)			4.40				
				Fin: 1:53.89 (66)						6.09		Avg.:		
67	75	DE TESSIERES Gauthier	FRA	Int1: 29.10 (68)			I1-I2: 31.86 (46)			1.26		Sp1: 115.87 (56)		
				Int2: 1:00.96 (63)			I2-I3: 19.25 (64)			2.47				
				Int3: 1:20.21 (64)			I3-I4: 14.33 (70)			3.01				
				Int4: 1:34.54 (65)			I4-Fin: 19.54 (71)			4.25				
				Fin: 1:54.08 (67)						6.28		Avg.:		
68	26	PERKO Rok	SLO	Int1: 28.91 (64)			I1-I2: 32.93 (67)			1.07		Sp1: 115.87 (56)		
				Int2: 1:01.84 (69)			I2-I3: 19.86 (73)			3.35				
				Int3: 1:21.70 (73)			I3-I4: 13.78 (49)			4.50				
				Int4: 1:35.48 (72)			I4-Fin: 18.74 (58)			5.19				
				Fin: 1:54.22 (68)						6.42		Avg.:		

PERFORMANCE ANALYSIS 1 TRAINING 1

Number of Competitors: 74

Rank	Bib	Name	Nation	Positions			Partials			Difference		Speed		
				Pos.	Time	Rank	Pos.	Time	Rank	Time	Dist(m)	Pos.	Km/h	Rank
69	72	SIROKI Tin	CRO	Int1: 28.92 (65)			I1-I2: 33.12 (70)			1.08		Sp1: 117.90 (42)		
				Int2: 1:02.04 (72)			I2-I3: 19.16 (55)			3.55				
				Int3: 1:21.20 (69)			I3-I4: 13.99 (61)			4.00				
				Int4: 1:35.19 (68)			I4-Fin: 19.34 (69)			4.90				
				Fin: 1:54.53 (69)						6.73		Avg.:		
70	63	NELLA Tyler	CAN	Int1: 28.94 (66)			I1-I2: 32.99 (69)			1.10		Sp1: 116.88 (50)		
				Int2: 1:01.93 (70)			I2-I3: 19.51 (69)			3.44				
				Int3: 1:21.44 (70)			I3-I4: 13.87 (54)			4.24				
				Int4: 1:35.31 (70)			I4-Fin: 19.24 (66)			5.02				
				Fin: 1:54.55 (70)						6.75		Avg.:		
71	48	PATSCHEIDER Hagen	ITA	Int1: 29.17 (69)			I1-I2: 32.89 (66)			1.33		Sp1: 118.42 (39)		
				Int2: 1:02.06 (73)			I2-I3: 19.08 (49)			3.57				
				Int3: 1:21.14 (68)			I3-I4: 14.14 (66)			3.94				
				Int4: 1:35.28 (69)			I4-Fin: 19.31 (67)			4.99				
				Fin: 1:54.59 (71)						6.79		Avg.:		
72	67	LYSDAHL Espen	NOR	Int1: 28.90 (63)			I1-I2: 32.87 (65)			1.06		Sp1: 108.65 (73)		
				Int2: 1:01.77 (68)			I2-I3: 19.78 (72)			3.28				
				Int3: 1:21.55 (71)			I3-I4: 13.92 (58)			4.35				
				Int4: 1:35.47 (71)			I4-Fin: 19.90 (73)			5.18				
				Fin: 1:55.37 (72)						7.57		Avg.:		
73	70	DRAKE Ed	GBR	Int1: 29.17 (69)			I1-I2: 32.77 (63)			1.33		Sp1: 111.11 (72)		
				Int2: 1:01.94 (71)			I2-I3: 19.71 (71)			3.45				
				Int3: 1:21.65 (72)			I3-I4: 14.45 (72)			4.45				
				Int4: 1:36.10 (73)			I4-Fin: 19.31 (67)			5.81				
				Fin: 1:55.41 (73)						7.61		Avg.:		
74	79	BABUSIAK Jaroslav	SVK	Int1: 29.34 (71)			I1-I2: 33.71 (71)			1.50		Sp1: 103.84 (74)		
				Int2: 1:03.05 (74)			I2-I3: 20.35 (74)			4.56				
				Int3: 1:23.40 (74)			I3-I4: 15.01 (74)			6.20				
				Int4: 1:38.41 (74)			I4-Fin: 19.82 (72)			8.12				
				Fin: 1:58.23 (74)						10.43		Avg.:		

LEGEND							
Pos	Intermediate or Speed Position	Int1:	Intermediate 1	Int3:	Intermediate 3	Sp1:	Speed Trap 1
Avg.	Average Speed for the race	Int2:	Intermediate 2	Int4:	Intermediate 4	Fin:	Finish
Dist(m)	Distance behind the first						



AUDI FIS SKI WORLD CUP 2010/11 Beaver Creek (USA)



2nd MEN'S DOWNHILL

TUE 30 NOV 2010

PERFORMANCE ANALYSIS 2 TRAINING 1

Number of Competitors: 79

Bib Name	Nation	Positions			Partials			Difference		Speed		
		Pos.	Time	Rank	Pos.	Time	Rank	Time	Dist(m)	Pos.	Km/h	Rank
1 JAERBYN Patrik	SWE	Int1:	27.91	(3)	I1-I2:	31.45	(32)	0.07		Sp1:	122.69	(6)
		Int2:	59.36	(19)	I2-I3:	18.78	(30)	0.87				
		Int3:	1:18.14	(22)	I3-I4:	13.47	(15)	0.94				
		Int4:	1:31.61	(21)	I4-Fin:	18.44	(48)	1.32				
		Fin:	1:50.05	(25)				2.25				
		Avg.:										
2 THEAUX Adrien	FRA	Int1:	28.37	(31)	I1-I2:	30.46	(3)	0.53		Sp1:	127.25	(1)
		Int2:	58.83	(6)	I2-I3:	18.37	(1)	0.34				
		Int3:	1:17.20	(1)	I3-I4:	13.32	(7)	0.00				
		Int4:	1:30.52	(2)	I4-Fin:	17.85	(10)	0.23				
		Fin:	1:48.37	(2)				0.57				
		Avg.:										
3 DIXON Robbie	CAN	Int1:	28.56	(50)	I1-I2:	31.00	(16)	0.72		Sp1:	121.60	(13)
		Int2:	59.56	(26)	I2-I3:	18.67	(23)	1.07				
		Int3:	1:18.23	(24)	I3-I4:	13.77	(46)	1.03				
		Int4:	1:32.00	(29)	I4-Fin:	18.06	(24)	1.71				
		Fin:	1:50.06	(26)				2.26				
		Avg.:										
4 INNERHOFER Christof	ITA	Int1:	28.36	(29)	I1-I2:	30.80	(12)	0.52		Sp1:	121.89	(10)
		Int2:	59.16	(14)	I2-I3:	18.41	(2)	0.67				
		Int3:	1:17.57	(12)	I3-I4:	13.55	(25)	0.37				
		Int4:	1:31.12	(13)	I4-Fin:	18.03	(21)	0.83				
		Fin:	1:49.15	(13)				1.35				
		Avg.:										
5 POISSON David	FRA	Int1:	28.75	(58)	I1-I2:	31.51	(34)	0.91		Sp1:	126.16	(2)
		Int2:	1:00.26	(46)	I2-I3:	18.73	(26)	1.77				
		Int3:	1:18.99	(39)	I3-I4:	13.68	(38)	1.79				
		Int4:	1:32.67	(37)	I4-Fin:	17.73	(4)	2.38				
		Fin:	1:50.40	(31)				2.60				
		Avg.:										
6 STREITBERGER Georg	AUT	Int1:	28.15	(15)	I1-I2:	30.87	(14)	0.31		Sp1:	123.56	(4)
		Int2:	59.02	(12)	I2-I3:	18.45	(4)	0.53				
		Int3:	1:17.47	(6)	I3-I4:	13.50	(19)	0.27				
		Int4:	1:30.97	(8)	I4-Fin:	17.74	(5)	0.68				
		Fin:	1:48.71	(6)				0.91				
		Avg.:										
7 CLAREY Johan	FRA	Int1:	28.78	(61)	I1-I2:	31.04	(17)	0.94		Sp1:	120.80	(18)
		Int2:	59.82	(31)	I2-I3:	18.81	(32)	1.33				
		Int3:	1:18.63	(32)	I3-I4:	13.74	(43)	1.43				
		Int4:	1:32.37	(32)	I4-Fin:	18.18	(32)	2.08				
		Fin:	1:50.55	(34)				2.75				
		Avg.:										
8 OLSSON Hans	SWE	Int1:	28.05	(8)	I1-I2:	32.21	(55)	0.21		Sp1:	116.37	(54)
		Int2:	1:00.26	(46)	I2-I3:	19.09	(52)	1.77				
		Int3:	1:19.35	(48)	I3-I4:	13.85	(53)	2.15				
		Int4:	1:33.20	(50)	I4-Fin:	18.25	(35)	2.91				
		Fin:	1:51.45	(48)				3.65				
		Avg.:										



PERFORMANCE ANALYSIS 2 TRAINING 1

Number of Competitors: 79

Bib	Name	Nation	Positions			Partials			Difference		Speed		
			Pos.	Time	Rank	Pos.	Time	Rank	Time	Dist(m)	Pos.	Km/h	Rank
9	ZURBRIGGEN Silvan	SUI	Int1:			I1-I2:					Sp1:	121.89 (10)	
			Int2:	59.32 (17)		I2-I3:	18.53 (8)	0.83					
			Int3:	1:17.85 (15)		I3-I4:	13.61 (32)	0.65					
			Int4:	1:31.46 (20)		I4-Fin:	17.90 (12)	1.17					
			Fin:	1:49.36 (17)				1.56			Avg.:		
10	KUENG Patrick	SUI	Int1:	27.97 (4)		I1-I2:	31.56 (38)	0.13			Sp1:	121.07 (17)	
			Int2:	59.53 (25)		I2-I3:	18.51 (7)	1.04					
			Int3:	1:18.04 (21)		I3-I4:	13.26 (5)	0.84					
			Int4:	1:31.30 (16)		I4-Fin:	17.80 (7)	1.01					
			Fin:	1:49.10 (12)				1.30			Avg.:		
11	FILL Peter	ITA	Int1:	28.63 (53)		I1-I2:	30.79 (11)	0.79			Sp1:	118.16 (40)	
			Int2:	59.42 (20)		I2-I3:	18.61 (16)	0.93					
			Int3:	1:18.03 (20)		I3-I4:	13.34 (8)	0.83					
			Int4:	1:31.37 (18)		I4-Fin:	18.10 (28)	1.08					
			Fin:	1:49.47 (20)				1.67			Avg.:		
12	KROELL Klaus	AUT	Int1:	27.98 (5)		I1-I2:	31.30 (27)	0.14			Sp1:	123.85 (3)	
			Int2:	59.28 (16)		I2-I3:	18.60 (15)	0.79					
			Int3:	1:17.88 (16)		I3-I4:	13.20 (3)	0.68					
			Int4:	1:31.08 (11)		I4-Fin:	17.49 (1)	0.79					
			Fin:	1:48.57 (4)				0.77			Avg.:		
13	GUAY Erik	CAN	Int1:	28.01 (7)		I1-I2:	31.23 (26)	0.17			Sp1:	120.80 (18)	
			Int2:	59.24 (15)		I2-I3:	18.67 (23)	0.75					
			Int3:	1:17.91 (17)		I3-I4:	13.20 (3)	0.71					
			Int4:	1:31.11 (12)		I4-Fin:	17.61 (3)	0.82					
			Fin:	1:48.72 (7)				0.92			Avg.:		
14	HEEL Werner	ITA	Int1:	28.37 (31)		I1-I2:	31.55 (36)	0.53			Sp1:	119.73 (29)	
			Int2:	59.92 (35)		I2-I3:	18.62 (17)	1.43					
			Int3:	1:18.54 (31)		I3-I4:	13.38 (11)	1.34					
			Int4:	1:31.92 (26)		I4-Fin:	17.87 (11)	1.63					
			Fin:	1:49.79 (22)				1.99			Avg.:		
15	CUCHE Didier	SUI	Int1:	28.52 (47)		I1-I2:	30.27 (2)	0.68			Sp1:	120.80 (18)	
			Int2:	58.79 (4)		I2-I3:	18.45 (4)	0.30					
			Int3:	1:17.24 (2)		I3-I4:	13.05 (1)	0.04					
			Int4:	1:30.29 (1)		I4-Fin:	17.51 (2)	0.00					
			Fin:	1:47.80 (1)				0.00			Avg.:		
16	WALCHHOFER Michael	AUT	Int1:	28.00 (6)		I1-I2:	30.70 (8)	0.16			Sp1:	120.53 (21)	
			Int2:	58.70 (2)		I2-I3:	18.66 (22)	0.21					
			Int3:	1:17.36 (4)		I3-I4:	13.36 (9)	0.16					
			Int4:	1:30.72 (3)		I4-Fin:	17.74 (5)	0.43					
			Fin:	1:48.46 (3)				0.66			Avg.:		
17	SPORN Andrej	SLO	Int1:	28.29 (25)		I1-I2:	32.25 (56)	0.45			Sp1:	120.26 (26)	
			Int2:	1:00.54 (54)		I2-I3:	18.80 (31)	2.05					
			Int3:	1:19.34 (47)		I3-I4:	13.60 (31)	2.14					
			Int4:	1:32.94 (46)		I4-Fin:	17.83 (9)	2.65					
			Fin:	1:50.77 (35)				2.97			Avg.:		
18	JANKA Carlo	SUI	Int1:	28.48 (42)		I1-I2:	31.10 (21)	0.64			Sp1:	120.53 (21)	
			Int2:	59.58 (27)		I2-I3:	18.62 (17)	1.09					
			Int3:	1:18.20 (23)		I3-I4:	13.57 (28)	1.00					
			Int4:	1:31.77 (23)		I4-Fin:	18.11 (30)	1.48					
			Fin:	1:49.88 (23)				2.08			Avg.:		

PERFORMANCE ANALYSIS 2 TRAINING 1

Number of Competitors: 79

Bib	Name	Nation	Positions			Partials			Difference		Speed		
			Pos.	Time	Rank	Pos.	Time	Rank	Time	Dist(m)	Pos.	Km/h	Rank
19	SVINDAL Aksel Lund	NOR	Int1: 27.84 (1)			I1-I2: 30.65 (6)			0.00		Sp1: 119.73 (29)		
			Int2: 58.49 (1)			I2-I3: 19.02 (45)			0.00				
			Int3: 1:17.51 (8)			I3-I4: 13.53 (21)			0.31				
			Int4: 1:31.04 (10)			I4-Fin: 17.90 (12)			0.75				
			Fin: 1:48.94 (9)						1.14		Avg.:		
20	SCHEIBER Mario	AUT	Int1: 28.40 (34)			I1-I2: 30.59 (4)			0.56		Sp1: 120.53 (21)		
			Int2: 58.99 (11)			I2-I3: 18.82 (33)			0.50				
			Int3: 1:17.81 (14)			I3-I4: 13.61 (32)			0.61				
			Int4: 1:31.42 (19)			I4-Fin: 17.98 (17)			1.13				
			Fin: 1:49.40 (18)						1.60		Avg.:		
21	OSBORNE-PARADIS Manuel	CAN	Int1: 28.23 (19)			I1-I2: 31.57 (39)			0.39		Sp1: 116.88 (50)		
			Int2: 59.80 (30)			I2-I3: 19.21 (61)			1.31				
			Int3: 1:19.01 (40)			I3-I4: 13.71 (41)			1.81				
			Int4: 1:32.72 (40)			I4-Fin: 19.13 (63)			2.43				
			Fin: 1:51.85 (50)						4.05		Avg.:		
22	MILLER Bode	USA	Int1: 28.47 (40)			I1-I2: 30.24 (1)			0.63		Sp1: 118.68 (38)		
			Int2: 58.71 (3)			I2-I3: 18.56 (10)			0.22				
			Int3: 1:17.27 (3)			I3-I4: 13.55 (25)			0.07				
			Int4: 1:30.82 (5)			I4-Fin: 18.09 (26)			0.53				
			Fin: 1:48.91 (8)						1.11		Avg.:		
23	JERMAN Andrej	SLO	Int1: 28.24 (20)			I1-I2: 31.22 (25)			0.40		Sp1: 121.34 (14)		
			Int2: 59.46 (22)			I2-I3: 18.85 (36)			0.97				
			Int3: 1:18.31 (26)			I3-I4: 13.62 (35)			1.11				
			Int4: 1:31.93 (27)			I4-Fin: 18.22 (33)			1.64				
			Fin: 1:50.15 (27)						2.35		Avg.:		
24	KOSTELIC Ivica	CRO	Int1: 1:00.21 (45)			I1-I2: 18.58 (12)			1.72		Sp1: 121.62 (12)		
			Int2: 1:18.79 (35)			I2-I3: 13.57 (28)			1.59				
			Int3: 1:32.36 (31)			I4-Fin: 18.16 (31)			2.07				
			Fin: 1:50.52 (33)						2.72		Avg.:		
25	BAUMANN Romed	AUT	Int1: 28.17 (16)			I1-I2: 30.98 (15)			0.33		Sp1: 119.73 (29)		
			Int2: 59.15 (13)			I2-I3: 18.65 (21)			0.66				
			Int3: 1:17.80 (13)			I3-I4: 13.50 (19)			0.60				
			Int4: 1:31.30 (16)			I4-Fin: 17.91 (15)			1.01				
			Fin: 1:49.21 (15)						1.41		Avg.:		
26	PERKO Rok	SLO	Int1: 28.91 (64)			I1-I2: 32.93 (67)			1.07		Sp1: 115.87 (56)		
			Int2: 1:01.84 (69)			I2-I3: 19.86 (73)			3.35				
			Int3: 1:21.70 (73)			I3-I4: 13.78 (49)			4.50				
			Int4: 1:35.48 (72)			I4-Fin: 18.74 (58)			5.19				
			Fin: 1:54.22 (68)						6.42		Avg.:		
27	GRUGGER Hans	AUT	Int1: 28.24 (20)			I1-I2: 30.60 (5)			0.40		Sp1: 120.53 (21)		
			Int2: 58.84 (7)			I2-I3: 18.69 (25)			0.35				
			Int3: 1:17.53 (9)			I3-I4: 13.26 (5)			0.33				
			Int4: 1:30.79 (4)			I4-Fin: 17.90 (12)			0.50				
			Fin: 1:48.69 (5)						0.89		Avg.:		
28	WEIBRECHT Andrew	USA	Int1: 28.53 (49)			I1-I2: 32.11 (52)			0.69		Sp1: 118.94 (36)		
			Int2: 1:00.64 (57)			I2-I3: 18.94 (40)			2.15				
			Int3: 1:19.58 (54)			I3-I4: 13.58 (30)			2.38				
			Int4: 1:33.16 (49)			I4-Fin: 18.03 (21)			2.87				
			Fin: 1:51.19 (45)						3.39		Avg.:		

PERFORMANCE ANALYSIS 2 TRAINING 1

Number of Competitors: 79

Bib	Name	Nation	Positions			Partials			Difference		Speed		
			Pos.	Time	Rank	Pos.	Time	Rank	Time	Dist(m)	Pos.	Km/h	Rank
29	SULLIVAN Marco	USA	Int1: 28.31 (27)			I1-I2: 32.26 (57)			0.47		Sp1: 116.63 (52)		
			Int2: 1:00.57 (55)			I2-I3: 18.94 (40)			2.08				
			Int3: 1:19.51 (51)			I3-I4: 13.94 (60)			2.31				
			Int4: 1:33.45 (53)			I4-Fin: 19.17 (64)			3.16				
			Fin: 1:52.62 (57)						4.82		Avg.:		
30	GRUENENFELDER Tobias	SUI	Int1: 28.21 (17)			I1-I2: 30.75 (9)			0.37		Sp1: 123.00 (5)		
			Int2: 58.96 (10)			I2-I3: 18.50 (6)			0.47				
			Int3: 1:17.46 (5)			I3-I4: 13.47 (15)			0.26				
			Int4: 1:30.93 (6)			I4-Fin: 18.27 (36)			0.64				
			Fin: 1:49.20 (14)						1.40		Avg.:		
31	JANSRUD Kjetil	NOR	Int1: 28.11 (12)			I1-I2: 30.77 (10)			0.27		Sp1: 119.73 (29)		
			Int2: 58.88 (8)			I2-I3: 18.59 (14)			0.39				
			Int3: 1:17.47 (6)			I3-I4: 13.49 (18)			0.27				
			Int4: 1:30.96 (7)			I4-Fin: 18.01 (20)			0.67				
			Fin: 1:48.97 (10)						1.17		Avg.:		
32	RAICH Benjamin	AUT	Int1: 28.14 (13)			I1-I2: 30.66 (7)			0.30		Sp1: 120.26 (26)		
			Int2: 58.80 (5)			I2-I3: 18.74 (27)			0.31				
			Int3: 1:17.54 (10)			I3-I4: 13.45 (14)			0.34				
			Int4: 1:30.99 (9)			I4-Fin: 18.43 (47)			0.70				
			Fin: 1:49.42 (19)						1.62		Avg.:		
33	LIGETY Ted	USA	Int1: 28.14 (13)			I1-I2: 30.66 (7)			0.30		Sp1: 120.26 (26)		
			Int2: 58.80 (5)			I2-I3: 18.74 (27)			0.31				
			Int3: 1:17.54 (10)			I3-I4: 13.45 (14)			0.34				
			Int4: 1:30.99 (9)			I4-Fin: 18.43 (47)			0.70				
			Fin: 1:49.42 (19)						1.62		Avg.:		
33	LIGETY Ted	USA	Int1: 28.14 (13)			I1-I2: 30.66 (7)			0.30		Sp1: 120.26 (26)		
			Int2: 58.80 (5)			I2-I3: 18.74 (27)			0.31				
			Int3: 1:17.54 (10)			I3-I4: 13.45 (14)			0.34				
			Int4: 1:30.99 (9)			I4-Fin: 18.43 (47)			0.70				
			Fin: 1:49.42 (19)						1.62		Avg.:		
33	LIGETY Ted	USA	Int1: 28.14 (13)			I1-I2: 30.66 (7)			0.30		Sp1: 120.26 (26)		
			Int2: 58.80 (5)			I2-I3: 18.74 (27)			0.31				
			Int3: 1:17.54 (10)			I3-I4: 13.45 (14)			0.34				
			Int4: 1:30.99 (9)			I4-Fin: 18.43 (47)			0.70				
			Fin: 1:49.42 (19)						1.62		Avg.:		
33	LIGETY Ted	USA	Int1: 28.14 (13)			I1-I2: 30.66 (7)			0.30		Sp1: 120.26 (26)		
			Int2: 58.80 (5)			I2-I3: 18.74 (27)			0.31				
			Int3: 1:17.54 (10)			I3-I4: 13.45 (14)			0.34				
			Int4: 1:30.99 (9)			I4-Fin: 18.43 (47)			0.70				
			Fin: 1:49.42 (19)						1.62		Avg.:		
33	LIGETY Ted	USA	Int1: 28.14 (13)			I1-I2: 30.66 (7)			0.30		Sp1: 120.26 (26)		
			Int2: 58.80 (5)			I2-I3: 18.74 (27)			0.31				
			Int3: 1:17.54 (10)			I3-I4: 13.45 (14)			0.34				
			Int4: 1:30.99 (9)			I4-Fin: 18.43 (47)			0.70				
			Fin: 1:49.42 (19)						1.62		Avg.:		
33	LIGETY Ted	USA	Int1: 28.14 (13)			I1-I2: 30.66 (7)			0.30		Sp1: 120.26 (26)		
			Int2: 58.80 (5)			I2-I3: 18.74 (27)			0.31				
			Int3: 1:17.54 (10)			I3-I4: 13.45 (14)			0.34				
			Int4: 1:30.99 (9)			I4-Fin: 18.43 (47)			0.70				
			Fin: 1:49.42 (19)						1.62		Avg.:		
33	LIGETY Ted	USA	Int1: 28.14 (13)			I1-I2: 30.66 (7)			0.30		Sp1: 120.26 (26)		
			Int2: 58.80 (5)			I2-I3: 18.74 (27)			0.31				
			Int3: 1:17.54 (10)			I3-I4: 13.45 (14)			0.34				
			Int4: 1:30.99 (9)			I4-Fin: 18.43 (47)			0.70				
			Fin: 1:49.42 (19)						1.62		Avg.:		
33	LIGETY Ted	USA	Int1: 28.14 (13)			I1-I2: 30.66 (7)			0.30		Sp1: 120.26 (26)		
			Int2: 58.80 (5)			I2-I3: 18.74 (27)			0.31				
			Int3: 1:17.54 (10)			I3-I4: 13.45 (14)			0.34				
			Int4: 1:30.99 (9)			I4-Fin: 18.43 (47)			0.70				
			Fin: 1:49.42 (19)						1.62		Avg.:		
33	LIGETY Ted	USA	Int1: 28.14 (13)			I1-I2: 30.66 (7)			0.30		Sp1: 120.26 (26)		
			Int2: 58.80 (5)			I2-I3: 18.74 (27)			0.31				
			Int3: 1:17.54 (10)			I3-I4: 13.45 (14)			0.34				
			Int4: 1:30.99 (9)			I4-Fin: 18.43 (47)			0.70				
			Fin: 1:49.42 (19)						1.62		Avg.:		
33	LIGETY Ted	USA	Int1: 28.14 (13)			I1-I2: 30.66 (7)			0.30		Sp1: 120.26 (26)		
			Int2: 58.80 (5)			I2-I3: 18.74 (27)			0.31				
			Int3: 1:17.54 (10)			I3-I4: 13.45 (14)			0.34				
			Int4: 1:30.99 (9)			I4-Fin: 18.43 (47)			0.70				
			Fin: 1:49.42 (19)						1.62		Avg.:		
33	LIGETY Ted	USA	Int1: 28.14 (13)			I1-I2: 30.66 (7)			0.30		Sp1: 120.26 (26)		
			Int2: 58.80 (5)			I2-I3: 18.74 (27)			0.31				
			Int3: 1:17.54 (10)			I3-I4: 13.45 (14)			0.34				
			Int4: 1:30.99 (9)			I4-Fin: 18.43 (47)			0.70				
			Fin: 1:49.42 (19)						1.62		Avg.:		
33	LIGETY Ted	USA	Int1: 28.14 (13)			I1-I2: 30.66 (7)			0.30		Sp1: 120.26 (26)		
			Int2: 58.80 (5)			I2-I3: 18.74 (27)			0.31				
			Int3: 1:17.54 (10)			I3-I4: 13.45 (14)			0.34				
			Int4: 1:30.99 (9)			I4-Fin: 18.43 (47)			0.70				
			Fin: 1:49.42 (19)						1.62		Avg.:		
33	LIGETY Ted	USA	Int1: 28.14 (13)			I1-I2: 30.66 (7)			0.30		Sp1: 120.26 (26)		
			Int2: 58.80 (5)			I2-I3: 18.74 (27)			0.31				
			Int3: 1:17.54 (10)			I3-I4: 13.45 (14)			0.34				
			Int4: 1:30.99 (9)			I4-Fin: 18.43 (47)			0.70				
			Fin: 1:49.42 (19)						1.62		Avg.:		
33	LIGETY Ted	USA	Int1: 28.14 (13)			I1-I2: 30.66 (7)			0.30		Sp1: 120.26 (26)		
			Int2: 58.80 (5)			I2-I3: 18.74 (27)			0.31				
			Int3: 1:17.54 (10)			I3-I4: 13.45 (14)			0.34				
			Int4: 1:30.99 (9)			I4-Fin: 18.43 (47)			0.70				
			Fin: 1:49.42 (19)						1.62		Avg.:		
33	LIGETY Ted	USA	Int1: 28.14 (13)			I1-I2: 30.66 (7)			0.30		Sp1: 120.26 (26)		
			Int2: 58.80 (5)			I2-I3: 18.74 (27)			0.31				
			Int3: 1:17.54 (10)			I3-I4: 13.45 (14)			0.34				
			Int4: 1:30.99 (9)			I4-Fin: 18.43 (47)			0.70				
			Fin: 1:49.42 (19)						1.62		Avg.:		
33	LIGETY Ted	USA	Int1: 28.14 (13)			I1-I2: 30.66 (7)			0.30		Sp1: 120.26 (26)		
			Int2: 58.80 (5)			I2-I3: 18.74 (27)			0.31				
			Int3: 1:17.54 (10)			I3-I4: 13.45 (14)			0.34				
			Int4: 1:30.99 (9)			I4-Fin: 18.43 (47)			0.70				
			Fin: 1:49.42 (19)						1.62		Avg.:		
33	LIGETY Ted	USA	Int1: 28.14 (13)			I1-I2: 30.66 (7)			0.30		Sp1: 120.26 (26)		
			Int2: 58.80 (5)			I2-I3: 18.74 (27)			0.31				
			Int3: 1:17.54 (10)			I3-I4: 13.45 (14)			0.34				
			Int4: 1:30.99 (9)			I4-Fin: 18.43 (47)			0.70				
			Fin: 1:49.42 (19)						1.62		Avg.:		
33	LIGETY Ted	USA	Int1:										

PERFORMANCE ANALYSIS 2 TRAINING 1

Number of Competitors: 79

Bib	Name	Nation	Positions			Partials			Difference		Speed							
			Pos.	Time	Rank	Pos.	Time	Rank	Time	Dist(m)	Pos.	Km/h	Rank					
39	GISIN Marc	SUI	Int1: 28.48 (42)	Int2: 1:00.60 (56)	Int3: 1:19.54 (52)	Int4: 1:33.09 (47)	Fin: 1:51.97 (53)	I1-I2: 32.12 (53)	I2-I3: 18.94 (40)	I3-I4: 13.55 (25)	I4-Fin: 18.88 (61)	0.64	2.11	2.34	2.80	4.17	Sp1: 117.64 (45)	Avg.:
40	STAUDACHER Patrick	ITA	Int1: 28.47 (40)	Int2: 59.68 (28)	Int3: 1:18.50 (28)	Int4: 1:31.97 (28)	Fin: 1:50.29 (30)	I1-I2: 31.21 (24)	I2-I3: 18.82 (33)	I3-I4: 13.47 (15)	I4-Fin: 18.32 (39)	0.63	1.19	1.30	1.68	2.49	Sp1: 117.13 (48)	Avg.:
41	BERTRAND Yannick	FRA	Int1: 28.09 (11)	Int2: 59.48 (23)	Int3: 1:18.02 (19)	Int4: 1:31.21 (14)	Fin: 1:49.03 (11)	I1-I2: 31.39 (30)	I2-I3: 18.54 (9)	I3-I4: 13.19 (2)	I4-Fin: 17.82 (8)	0.25	0.99	0.82	0.92	1.23	Sp1: 120.53 (21)	Avg.:
42	FRANZ Max	AUT	Int1: 28.49 (45)	Int2: 1:00.39 (50)	Int3: 1:18.97 (38)	Int4: 1:32.74 (41)	Fin: 1:51.13 (44)	I1-I2: 31.90 (48)	I2-I3: 18.58 (12)	I3-I4: 13.77 (46)	I4-Fin: 18.39 (45)	0.65	1.90	1.77	2.45	3.33	Sp1: 120.00 (28)	Avg.:
43	MARKIC Gasper	SLO	Int1: 27.89 (2)	Int2: 1:00.84 (62)	Int3: 1:19.94 (59)	Int4: 1:33.48 (55)	Fin: 1:51.81 (49)	I1-I2: 32.95 (68)	I2-I3: 19.10 (53)	I3-I4: 13.54 (23)	I4-Fin: 18.33 (40)	0.05	2.35	2.74	3.19	4.01	Sp1: 113.68 (69)	Avg.:
44	SPESCHA Christian	SUI	Int1: 28.50 (46)	Int2: 1:00.36 (49)	Int3: 1:19.93 (58)	Int4: 1:33.62 (57)	Fin: 1:52.98 (62)	I1-I2: 31.86 (46)	I2-I3: 19.57 (70)	I3-I4: 13.69 (40)	I4-Fin: 19.36 (70)	0.66	1.87	2.73	3.33	5.18	Sp1: 115.87 (56)	Avg.:
45	THANEI Stefan	ITA	Int1: 28.21 (17)	Int2: 59.98 (38)	Int3: 1:19.17 (45)	Int4: 1:32.58 (35)	Fin: 1:50.92 (36)	I1-I2: 31.77 (44)	I2-I3: 19.19 (58)	I3-I4: 13.41 (12)	I4-Fin: 18.34 (41)	0.37	1.49	1.97	2.29	3.12	Sp1: 115.38 (63)	Avg.:
46	ZRNCIC-DIM Natko	CRO	Int1: 28.73 (57)	Int2: 1:00.16 (44)	Int3: 1:19.14 (44)	Int4: 1:32.67 (37)	Fin: 1:50.95 (37)	I1-I2: 31.43 (31)	I2-I3: 18.98 (43)	I3-I4: 13.53 (21)	I4-Fin: 18.28 (38)	0.89	1.67	1.94	2.38	3.15	Sp1: 116.12 (55)	Avg.:
47	OREILLER Ami	SUI	Int1: 28.68 (56)	Int2: 1:00.73 (59)	Int3: 1:20.03 (63)	Int4: 1:34.16 (62)	Fin: 1:52.80 (59)	I1-I2: 32.05 (50)	I2-I3: 19.30 (66)	I3-I4: 14.13 (65)	I4-Fin: 18.64 (54)	0.84	2.24	2.83	3.87	5.00	Sp1: 121.34 (14)	Avg.:
48	PATSCHIEDER Hagen	ITA	Int1: 29.17 (69)	Int2: 1:02.06 (73)	Int3: 1:21.14 (68)	Int4: 1:35.28 (69)	Fin: 1:54.59 (71)	I1-I2: 32.89 (66)	I2-I3: 19.08 (49)	I3-I4: 14.14 (66)	I4-Fin: 19.31 (67)	1.33	3.57	3.94	4.99	6.79	Sp1: 118.42 (39)	Avg.:

PERFORMANCE ANALYSIS 2 TRAINING 1

Number of Competitors: 79

Bib	Name	Nation	Positions			Partials			Difference		Speed		
			Pos.	Time	Rank	Pos.	Time	Rank	Time	Dist(m)	Pos.	Km/h	Rank
49	STECHERT Tobias	GER	Int1: 28.64 (55)			I1-I2: 32.69 (62)			0.80		Sp1: 115.87 (56)		
			Int2: 1:01.33 (66)			I2-I3: 19.21 (61)			2.84				
			Int3: 1:20.54 (66)			I3-I4: 14.22 (67)			3.34				
			Int4: 1:34.76 (67)			I4-Fin: 18.40 (46)			4.47				
			Fin: 1:53.16 (64)						5.36		Avg.:		
50	FAYED Guillermo	FRA	Int1: 28.37 (31)			I1-I2: 31.05 (19)			0.53		Sp1: 121.34 (14)		
			Int2: 59.42 (20)			I2-I3: 19.03 (46)			0.93				
			Int3: 1:18.45 (27)			I3-I4: 14.44 (71)			1.25				
			Int4: 1:32.89 (43)			I4-Fin: 18.54 (50)			2.60				
			Fin: 1:51.43 (47)						3.63		Avg.:		
51	ROMAR Andreas	FIN	Int1: 28.14 (13)			I1-I2: 32.32 (59)			0.30		Sp1: 113.68 (69)		
			Int2: 1:00.46 (53)			I2-I3: 19.08 (49)			1.97				
			Int3: 1:19.54 (52)			I3-I4: 13.88 (55)			2.34				
			Int4: 1:33.42 (52)			I4-Fin: 20.27 (74)			3.13				
			Fin: 1:53.69 (65)						5.89		Avg.:		
52	REICHELTH Hannes	AUT	Int1: 28.59 (52)			I1-I2: 31.50 (33)			0.75		Sp1: 122.17 (8)		
			Int2: 1:00.09 (41)			I2-I3: 18.42 (3)			1.60				
			Int3: 1:18.51 (30)			I3-I4: 13.36 (9)			1.31				
			Int4: 1:31.87 (24)			I4-Fin: 18.35 (43)			1.58				
			Fin: 1:50.22 (28)						2.42		Avg.:		
53	WAGNER Hannes	GER	Int1: 28.34 (28)			I1-I2: 32.78 (64)			0.50		Sp1: 119.73 (29)		
			Int2: 1:01.12 (64)			I2-I3: 18.88 (37)			2.63				
			Int3: 1:20.00 (62)			I3-I4: 14.23 (69)			2.80				
			Int4: 1:34.23 (64)			I4-Fin: 18.73 (57)			3.94				
			Fin: 1:52.96 (61)						5.16		Avg.:		
54	MARSAGLIA Matteo	ITA	Int1: 28.89 (62)			I1-I2: 31.17 (22)			1.05		Sp1: 119.46 (35)		
			Int2: 1:00.06 (40)			I2-I3: 18.89 (38)			1.57				
			Int3: 1:18.95 (37)			I3-I4: 13.83 (50)			1.75				
			Int4: 1:32.78 (42)			I4-Fin: 18.24 (34)			2.49				
			Fin: 1:51.02 (41)						3.22		Avg.:		
55	FISHER Erik	USA	Int1: 28.06 (9)			I1-I2: 31.84 (45)			0.22		Sp1: 119.73 (29)		
			Int2: 59.90 (33)			I2-I3: 18.89 (38)			1.41				
			Int3: 1:18.79 (35)			I3-I4: 13.83 (50)			1.59				
			Int4: 1:32.62 (36)			I4-Fin: 18.34 (41)			2.33				
			Fin: 1:50.96 (38)						3.16		Avg.:		
56	PASQUIER Alexandre	FRA	Int1: 28.52 (47)			I1-I2: 32.26 (57)			0.68		Sp1: 117.90 (42)		
			Int2: 1:00.78 (61)			I2-I3: 19.20 (59)			2.29				
			Int3: 1:19.98 (61)			I3-I4: 14.22 (67)			2.78				
			Int4: 1:34.20 (63)			I4-Fin: 18.80 (60)			3.91				
			Fin: 1:53.00 (63)						5.20		Avg.:		
57	KEPPLER Stephan	GER	Int1: 28.42 (35)			I1-I2: 31.73 (42)			0.58		Sp1: 122.44 (7)		
			Int2: 1:00.15 (42)			I2-I3: 18.56 (10)			1.66				
			Int3: 1:18.71 (33)			I3-I4: 13.44 (13)			1.51				
			Int4: 1:32.15 (30)			I4-Fin: 18.07 (25)			1.86				
			Fin: 1:50.22 (28)						2.42		Avg.:		
58	BOURQUE Francois	CAN	Int1:			I1-I2:					Sp1:		
			Int2:			I2-I3:							
			Int3:			I3-I4:							
			Int4:			I4-Fin:							
			Fin: DNS								Avg.:		

PERFORMANCE ANALYSIS 2 TRAINING 1

Number of Competitors: 79

Bib	Name	Nation	Positions			Partials			Difference		Speed		
			Pos.	Time	Rank	Pos.	Time	Rank	Time	Dist(m)	Pos.	Km/h	Rank
59	HELIE Louis-Pierre	CAN	Int1: 28.77 (60)			I1-I2: 32.65 (61)			0.93		Sp1: 115.38 (63)		
			Int2: 1:01.42 (67)			I2-I3: 19.35 (67)			2.93				
			Int3: 1:20.77 (67)			I3-I4: 13.92 (58)			3.57				
			Int4: 1:34.69 (66)			I4-Fin: 19.20 (65)			4.40				
			Fin: 1:53.89 (66)						6.09		Avg.:		
60	BANK Ondrej	CZE	Int1: 28.25 (23)			I1-I2: 31.07 (20)			0.41		Sp1: 118.16 (40)		
			Int2: 59.32 (17)			I2-I3: 18.64 (20)			0.83				
			Int3: 1:17.96 (18)			I3-I4: 13.65 (36)			0.76				
			Int4: 1:31.61 (21)			I4-Fin: 18.09 (26)			1.32				
			Fin: 1:49.70 (21)						1.90		Avg.:		
61	KLINKE Bostjan	SLO	Int1: 28.36 (29)			I1-I2: 31.55 (36)			0.52		Sp1: 115.63 (61)		
			Int2: 59.91 (34)			I2-I3: 19.20 (59)			1.42				
			Int3: 1:19.11 (43)			I3-I4: 13.99 (61)			1.91				
			Int4: 1:33.10 (48)			I4-Fin: 17.97 (16)			2.81				
			Fin: 1:51.07 (43)						3.27		Avg.:		
62	THOMSEN Benjamin	CAN	Int1: 28.42 (35)			I1-I2: 32.01 (49)			0.58		Sp1: 116.63 (52)		
			Int2: 1:00.43 (51)			I2-I3: 19.17 (56)			1.94				
			Int3: 1:19.60 (55)			I3-I4: 13.76 (45)			2.40				
			Int4: 1:33.36 (51)			I4-Fin: 18.54 (50)			3.07				
			Fin: 1:51.90 (52)						4.10		Avg.:		
63	NELLA Tyler	CAN	Int1: 28.94 (66)			I1-I2: 32.99 (69)			1.10		Sp1: 116.88 (50)		
			Int2: 1:01.93 (70)			I2-I3: 19.51 (69)			3.44				
			Int3: 1:21.44 (70)			I3-I4: 13.87 (54)			4.24				
			Int4: 1:35.31 (70)			I4-Fin: 19.24 (66)			5.02				
			Fin: 1:54.55 (70)						6.75		Avg.:		
64	COOK Dustin	CAN	Int1: 28.57 (51)			I1-I2: 31.58 (40)			0.73		Sp1: 115.87 (56)		
			Int2: 1:00.15 (42)			I2-I3: 19.28 (65)			1.66				
			Int3: 1:19.43 (50)			I3-I4: 14.03 (63)			2.23				
			Int4: 1:33.46 (54)			I4-Fin: 18.64 (54)			3.17				
			Fin: 1:52.10 (54)						4.30		Avg.:		
65	VILETTA Sandro	SUI	Int1: 28.48 (42)			I1-I2: 31.34 (29)			0.64		Sp1: 113.20 (71)		
			Int2: 59.82 (31)			I2-I3: 19.38 (68)			1.33				
			Int3: 1:19.20 (46)			I3-I4: 14.67 (73)			2.00				
			Int4: 1:33.87 (60)			I4-Fin: 18.88 (61)			3.58				
			Fin: 1:52.75 (58)						4.95		Avg.:		
66	ERICSSON Daniel	SWE	Int1: 28.24 (20)			I1-I2: 32.19 (54)			0.40		Sp1: 114.64 (68)		
			Int2: 1:00.43 (51)			I2-I3: 19.17 (56)			1.94				
			Int3: 1:19.60 (55)			I3-I4: 14.06 (64)			2.40				
			Int4: 1:33.66 (58)			I4-Fin: 18.56 (52)			3.37				
			Fin: 1:52.22 (55)						4.42		Avg.:		
67	LYSDAHL Espen	NOR	Int1: 28.90 (63)			I1-I2: 32.87 (65)			1.06		Sp1: 108.65 (73)		
			Int2: 1:01.77 (68)			I2-I3: 19.78 (72)			3.28				
			Int3: 1:21.55 (71)			I3-I4: 13.92 (58)			4.35				
			Int4: 1:35.47 (71)			I4-Fin: 19.90 (73)			5.18				
			Fin: 1:55.37 (72)						7.57		Avg.:		
68	KRIZAJ Andrej	SLO	Int1: 28.26 (24)			I1-I2: 32.07 (51)			0.42		Sp1: 115.38 (63)		
			Int2: 1:00.33 (48)			I2-I3: 19.06 (48)			1.84				
			Int3: 1:19.39 (49)			I3-I4: 13.54 (23)			2.19				
			Int4: 1:32.93 (45)			I4-Fin: 18.10 (28)			2.64				
			Fin: 1:51.03 (42)						3.23		Avg.:		

PERFORMANCE ANALYSIS 2 TRAINING 1

Number of Competitors: 79

Bib	Name	Nation	Positions			Partials			Difference		Speed		
			Pos.	Time	Rank	Pos.	Time	Rank	Time	Dist(m)	Pos.	Km/h	Rank
69	TERRA Ferran	SPA	Int1: 28.63 (53)			I1-I2: 32.64 (60)			0.79		Sp1: 117.90 (42)		
			Int2: 1:01.27 (65)			I2-I3: 19.08 (49)			2.78				
			Int3: 1:20.35 (65)			I3-I4: 13.77 (46)			3.15				
			Int4: 1:34.12 (61)			I4-Fin: 18.76 (59)			3.83				
			Fin: 1:52.88 (60)						5.08		Avg.:		
70	DRAKE Ed	GBR	Int1: 29.17 (69)			I1-I2: 32.77 (63)			1.33		Sp1: 111.11 (72)		
			Int2: 1:01.94 (71)			I2-I3: 19.71 (71)			3.45				
			Int3: 1:21.65 (72)			I3-I4: 14.45 (72)			4.45				
			Int4: 1:36.10 (73)			I4-Fin: 19.31 (67)			5.81				
			Fin: 1:55.41 (73)						7.61		Avg.:		
71	FRANK Chris	USA	Int1:			I1-I2:					Sp1:		
			Int2:			I2-I3:							
			Int3:			I3-I4:							
			Int4:			I4-Fin:							
			Fin: DNS								Avg.:		
72	SIROKI Tin	CRO	Int1: 28.92 (65)			I1-I2: 33.12 (70)			1.08		Sp1: 117.90 (42)		
			Int2: 1:02.04 (72)			I2-I3: 19.16 (55)			3.55				
			Int3: 1:21.20 (69)			I3-I4: 13.99 (61)			4.00				
			Int4: 1:35.19 (68)			I4-Fin: 19.34 (69)			4.90				
			Fin: 1:54.53 (69)						6.73		Avg.:		
73	GOERGL Stephan	AUT	Int1: 28.43 (37)			I1-I2: 31.31 (28)			0.59		Sp1: 117.64 (45)		
			Int2: 59.74 (29)			I2-I3: 18.76 (29)			1.25				
			Int3: 1:18.50 (28)			I3-I4: 13.89 (57)			1.30				
			Int4: 1:32.39 (33)			I4-Fin: 18.58 (53)			2.10				
			Fin: 1:50.97 (39)						3.17		Avg.:		
74	BALDWIN TJ	GBR	Int1:			I1-I2:					Sp1:		
			Int2:			I2-I3:							
			Int3:			I3-I4:							
			Int4:			I4-Fin:							
			Fin: DNS								Avg.:		
75	DE TESSIERES Gauthier	FRA	Int1: 29.10 (68)			I1-I2: 31.86 (46)			1.26		Sp1: 115.87 (56)		
			Int2: 1:00.96 (63)			I2-I3: 19.25 (64)			2.47				
			Int3: 1:20.21 (64)			I3-I4: 14.33 (70)			3.01				
			Int4: 1:34.54 (65)			I4-Fin: 19.54 (71)			4.25				
			Fin: 1:54.08 (67)						6.28		Avg.:		
76	JITLOFF Tim	USA	Int1:			I1-I2:					Sp1:		
			Int2:			I2-I3:							
			Int3:			I3-I4:							
			Int4:			I4-Fin:							
			Fin: DNS								Avg.:		
77	FORD Tommy	USA	Int1:			I1-I2:					Sp1:		
			Int2:			I2-I3:							
			Int3:			I3-I4:							
			Int4:			I4-Fin:							
			Fin: DNS								Avg.:		
78	GORZA Ales	SLO	Int1: 29.00 (67)			I1-I2: 31.72 (41)			1.16		Sp1: 114.89 (67)		
			Int2: 1:00.72 (58)			I2-I3: 19.04 (47)			2.23				
			Int3: 1:19.76 (57)			I3-I4: 13.75 (44)			2.56				
			Int4: 1:33.51 (56)			I4-Fin: 18.35 (43)			3.22				
			Fin: 1:51.86 (51)						4.06		Avg.:		

PERFORMANCE ANALYSIS 2 TRAINING 1

Number of Competitors: 79

Bib	Name	Nation	Positions			Partials			Difference		Speed		
			Pos.	Time	Rank	Pos.	Time	Rank	Time	Dist(m)	Pos.	Km/h	Rank
79	BABUSIAK Jaroslav	SVK	Int1:	29.34	(71)	I1-I2:	33.71	(71)	1.50		Sp1:	103.84	(74)
			Int2:	1:03.05	(74)	I2-I3:	20.35	(74)	4.56				
			Int3:	1:23.40	(74)	I3-I4:	15.01	(74)	6.20				
			Int4:	1:38.41	(74)	I4-Fin:	19.82	(72)	8.12				
			Fin:	1:58.23	(74)				10.43		Avg.:		

LEGEND

Pos	Intermediate or Speed Position	Int1:	Intermediate 1	Int4:	Intermediate 4	DNS	Did Not Start
Avg.	Average Speed for the race	Int2:	Intermediate 2	Sp1:	Speed Trap 1	Fin:	Finish
Dist(m)	Distance behind the first	Int3:	Intermediate 3				

